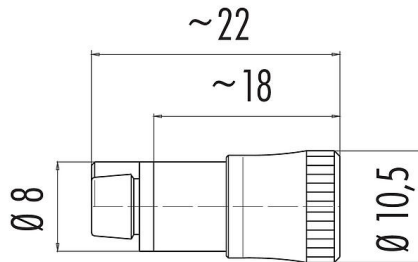


Product description	<b>Snap-In IP40 Female cable connector, Contacts: 3, 3.5-5.0 mm, unshielded, solder, IP40</b>
Area	<b>Snap-In IP40 series 719</b>
Part no.	<b>09 9748 71 03</b>

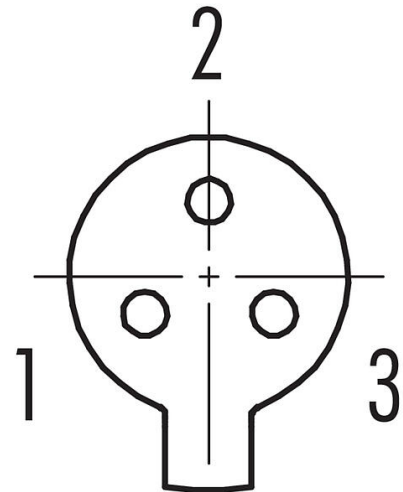
**Illustration**



**Scale drawing**



**Contact arrangement (Plug-in side)**



You can find the assembly instructions on the next page.

**Technical data**

General features

Part no.	<b>09 9748 71 03</b>
Connector design	Female cable connector
Version	Connector socket straight
Connector locking system	snap-in
Termination	solder
Degree of protection	IP40
Cross-sectional area	0.25 mm <sup>2</sup> / AWG 24
Cable outlet	3.5-5.0 mm
Temperature range from/to	-25 °C / 70 °C
Mechanical operation	> 100 Mating cycles
Weight (g)	1.21
Customs tariff number	85369010

Electrical parameters

Rated voltage	60 V
Rated impulse voltage	800 V
Rated current (40 °C)	3,0 A
Insulation resistance	≥ 10 <sup>10</sup> Ω
Pollution degree	1
Overvoltage category	II
Insulating material group	III
EMC compliance	unshielded

# Product data sheet

## Subminiature connectors



Product description	<b>Snap-In IP40 Female cable connector, Contacts: 3, 3.5-5.0 mm, unshielded, solder, IP40</b>
Area	<b>Snap-In IP40 series 719</b>
Part no.	<b>09 9748 71 03</b>

### Material

Housing material	PA
Contact body material	PA
Contact material	CuSn (bronze)
Contact plating	Au (gold)
REACH SVHC	CAS 7439-92-1 (Lead)
SCIP number	SCIP-number not available

### Classifications

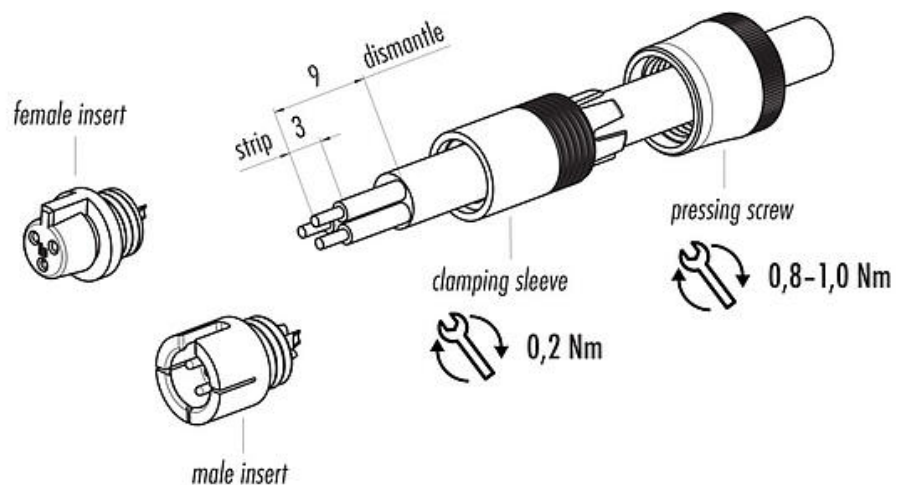
eClass 11.1	27-44-01-09
ETIM 7.0	EC003569

### Declarations of conformity

Low Voltage Directive	2014/35/EU (EN 60204-1:2018;EN 60529:1991)
-----------------------	--

### Assembly instructions

1. Bead pressing screw and clamping sleeve to cable.
2. Dismantle cable to 9 mm length.
3. Strip and solder single wires.
4. Screw on clamping sleeve.
5. Tighten pressing screw.



**Product data sheet**  
Subminiature connectors



Product description	<b>Snap-In IP40 Female cable connector, Contacts: 3, 3.5-5.0 mm, unshielded, solder, IP40</b>
Area	<b>Snap-In IP40 series 719</b>
Part no.	<b>09 9748 71 03</b>

**General Disclaim Notice**

The connectors have been developed for applications in plant engineering, control and electrical equipment construction. The user is responsible for checking whether the connectors can also be used in other areas of application.

