



## Description

Power Diode Module is designed for various rectifier circuits. It has two diode chips connected in series and the mounting base is electrically isolated from elements for simple heatsink construction. Used for Various rectifiers, Battery chargers, DC motor drives.

## Features

- Isolated mounting base
- Two elements in a package for simple (single and three phase) bridge connections
- Highly reliable glass passivated chips
- High surge current capability

## Maximum Ratings

(T<sub>J</sub>=25°C unless otherwise specified)

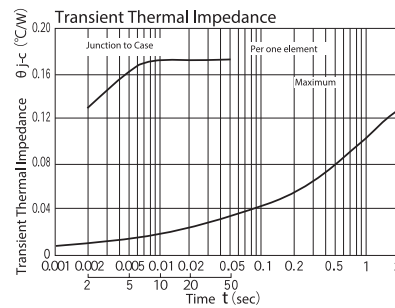
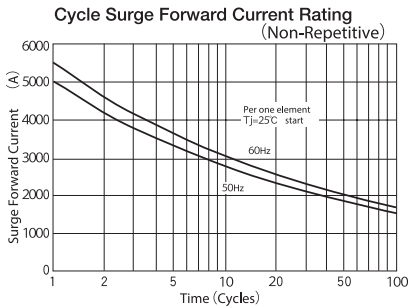
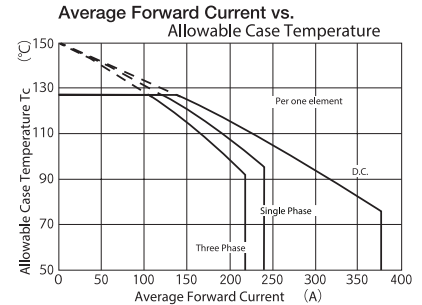
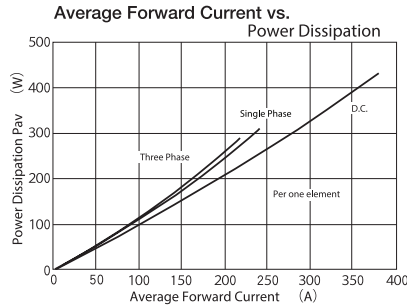
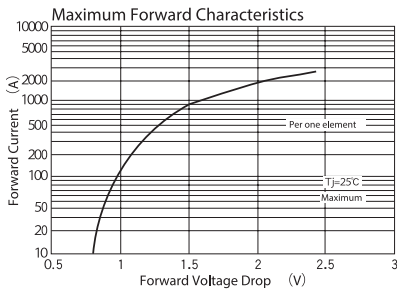
Item	Value	Symbol	Unit
Repetitive Peak Reverse Voltage	1600	VRRM	V
Non-Repetitive Peak Reverse Voltage	1700	VRSM	

Item	Conditions	Rating	Symbol	Unit
Average Forward Current	Single phase, half wave, 180°conduction, T <sub>c</sub> =95°C	240	I <sub>F(AV)</sub>	A
RMS Forward Current		370	I <sub>F(RMS)</sub>	
Surge Forward Current	1/2cycle, 50/60Hz, peak value, non-repetitive	5000/5500	I <sub>FSM</sub>	
I <sup>2</sup> t (for fusing)	Value for one cycle of surge current	125000	I <sup>2</sup> t	A <sup>2</sup> S
Operating Junction Temperature	-	-40 to +150	T <sub>J</sub>	°C
Storage Temperature	-	-40 to +125	T <sub>STG</sub>	°C
Isolation Voltage	Terminal to case, AC RMS 1minute	2500	V <sub>iso</sub>	V
Mounting Torque	Mounting (M6)	Recommended Value 2.5-3.9 (25-40)	4.7 (48)	N·m (kgf·cm)
	Terminal (M6)			
Mass	Typical Value	240		g

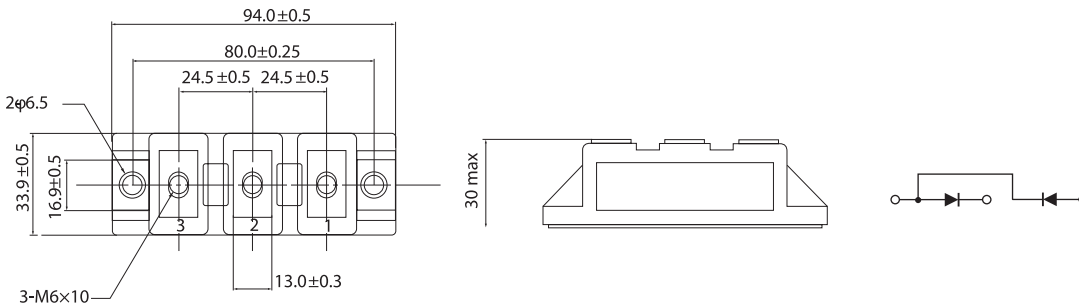
## Electrical Characteristics

Item	Conditions	Rating	Unit
Repetitive Peak Reverse Current, max.	T <sub>J</sub> =150°C, V <sub>R</sub> =VRRM	50	mA
Forward Voltage Drop, max.	T <sub>J</sub> =25°C, I <sub>F</sub> =750A	0.17	V
Thermal Resistance, max.	Junction to case	1.35	°C/W

## Rating and Characteristic Curves



## Diagram



Dimensions : Millimetres

## Part Number Table

Description	Part Number
Dual Power Diode, 240A, 160V	DD240KB160

**Important Notice :** This data sheet and its contents (the "Information") belong to the members of the AVNET group of companies (the "Group") or are licensed to it. No licence is granted for the use of it other than for information purposes in connection with the products to which it relates. No licence of any intellectual property rights is granted. The Information is subject to change without notice and replaces all data sheets previously supplied. The Information supplied is believed to be accurate but the Group assumes no responsibility for its accuracy or completeness, any error in or omission from it or for any use made of it. Users of this data sheet should check for themselves the Information and the suitability of the products for their purpose and not make any assumptions based on information included or omitted. Liability for loss or damage resulting from any reliance on the Information or use of it (including liability resulting from negligence or where the Group was aware of the possibility of such loss or damage arising) is excluded. This will not operate to limit or restrict the Group's liability for death or personal injury resulting from its negligence. pro-POWER is the registered trademark of Premier Farnell Limited 2019.