



# 5910PL (150 x $\phi$ 172 x 25<sup>L</sup>)



NMBTC.COM / 248.919.2250

For New Designs we Recommend 15025PA

## General Specifications

### Motor Protection:

Auto Restart/Polarity Protection

Insulation Resistance: 10M  $\Omega$  or over with a DC500V Megger

Dielectric Withstand Voltage: AC 700V 1s

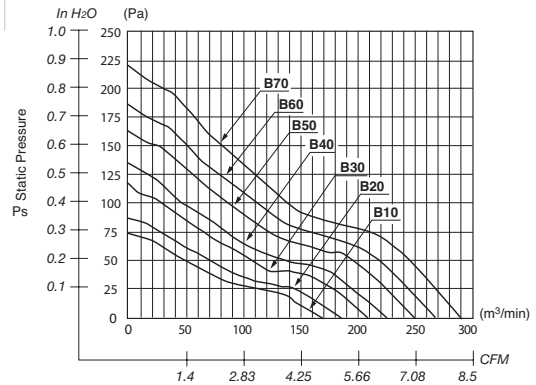
Allowable Ambient Temperature Range:

-10°C ~ +70°C (Operating)

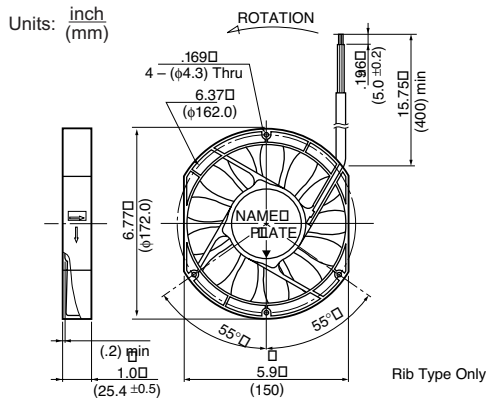
-40°C ~ +70°C (Storage)

(non-condensing environment)

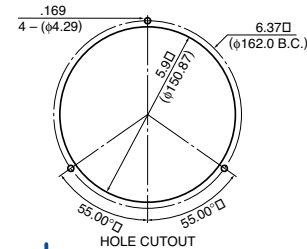
## Characteristic Curves



## Outline



## Panel Cut-outs



## Material

Casing : Aluminum (Black)

Impeller : Plastic (Black) 94V-0

Bearing : Ball Bearing

Lead Wire : UL1007, AWG22, +Red, -Black

## Specifications

MODEL	Product No.	Rated Voltage	Operating Voltage	Current	Input Power	Speed	Max. Air Flow		Max. Static Pressure		Noise	Mass
		(V)	(V)	(A) <sup>*1</sup>	(W) <sup>*1</sup>	(min <sup>-1</sup> ) <sup>*1</sup>	CFM <sup>*1</sup>	(m <sup>3</sup> /min) <sup>*1</sup>	in H <sub>2</sub> O	(Pa) <sup>*1</sup>	(dB) <sup>*1</sup>	(g)
5910PL-04W-B10-	L00	12	6.0 ~ 18.0	0.86	10.3	2500	170.0	4.81	.30	76.0	54.1	510.3
5910PL-04W-B20-	L00	12	6.0 ~ 18.0	1.13	13.6	2850	190.0	5.38	.37	93.2	57.0	510.3
5910PL-04W-B30-	L00	12	6.0 ~ 18.0	1.52	18.2	3150	210.0	5.95	.46	115.2	58.9	510.3
5910PL-04W-B40-	L00	12	6.0 ~ 18.0	1.70	20.4	3350	230.0	6.52	.56	141.0	61.5	510.3
5910PL-04W-B50-	L00	12	6.0 ~ 18.0	2.06	24.7	3500	250.0	7.08	.65	163.7	62.5	510.3
5910PL-05W-B10-	L00	24	12.0 ~ 30.0	0.41	9.8	2500	170.0	4.81	.30	76.0	54.1	510.3
5910PL-05W-B20-	L00	24	12.0 ~ 30.0	0.58	13.9	2850	190.0	5.38	.37	93.2	57.0	510.3
5910PL-05W-B30-	L00	24	12.0 ~ 30.0	0.75	18.0	3150	210.0	5.95	.46	115.2	58.9	510.3
5910PL-05W-B40-	L00	24	12.0 ~ 30.0	0.86	20.6	3350	230.0	6.52	.56	141.0	61.5	510.3
5910PL-05W-B50-	L00	24	12.0 ~ 30.0	1.00	24.0	3500	250.0	7.08	.65	163.7	62.5	510.3
5910PL-05W-B60-	L00	24	12.0 ~ 30.0	1.16	27.8	3750	270.0	7.65	.74	187.0	62.9	510.3
5910PL-05W-B70-	L00	24	12.0 ~ 30.0	1.55	37.2	4100	290.0	8.20	.89	233.0	65.4	510.3
5910PL-07W-B10-	L00	48	25.0 ~ 60.0	0.22	10.6	2500	170.0	4.81	.30	76.0	54.1	510.3
5910PL-07W-B20-	L00	48	25.0 ~ 60.0	0.28	13.4	2850	190.0	5.38	.37	93.2	57.0	510.3
5910PL-07W-B30-	L00	48	25.0 ~ 60.0	0.37	17.8	3150	210.0	5.95	.46	115.2	58.9	510.3
5910PL-07W-B40-	L00	48	25.0 ~ 60.0	0.45	21.6	3350	230.0	6.52	.56	141.0	61.5	510.3
5910PL-07W-B50-	L00	48	25.0 ~ 60.0	0.51	24.5	3500	250.0	7.08	.65	163.7	62.5	510.3
5910PL-07W-B60-	L00	48	25.0 ~ 60.0	0.58	27.8	3750	270.0	7.65	.74	187.0	62.9	510.3
5910PL-07W-B70-	L00	48	25.0 ~ 60.0	0.74	35.5	4100	290.0	8.20	.89	233.0	65.4	510.3

Rotation: Counterclockwise

Airflow Outlet: Air Out Over Struts

\*1: Average Values in Free Air