

Product data sheet

Miniature connectors

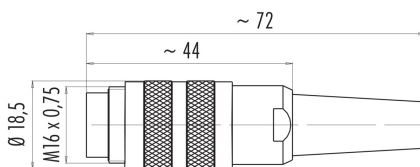


Product description	M16 IP40 male cable connector, Contacts: 3 DIN, 4.0 - 6.0 mm, shieldable, solder, IP40
Area	M16 IP40 series 581
Order number	99 2005 00 03

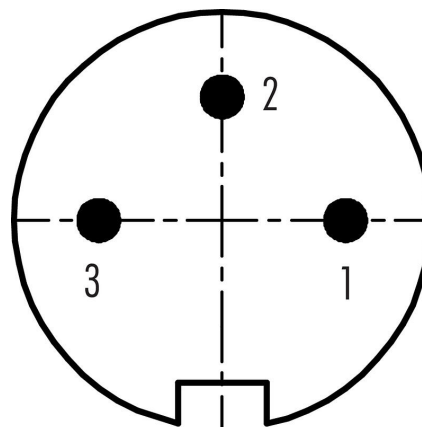
Illustration



Scale drawing



Contact arrangement (Plug-in side)



You can find the component part drawing on the next page.

Technical data

General features

Order number	99 2005 00 03
Connector design	male cable connector
Version	connector male straight
Connector locking system	screw
Termination	solder
Degree of protection	IP40
Cross-sectional area	max. 0.75 mm ² / max. AWG 18
Cable outlet	4.0 - 6.0 mm
Temperature range from/to	-40 °C / 85 °C
Mechanical operation	> 500 Mating cycles
Weight (g)	24.863
Customs tariff number	85369010

Electrical parameters

Rated voltage	250 V
Rated impulse voltage	1500 V
Rated current (40 °C)	7 A
Insulation resistance	$\geq 10^{10} \Omega$
Pollution degree	1
Overvoltage category	I
Insulating material group	III
EMC compliance	shieldable

Product data sheet

Miniature connectors

Product description	M16 IP40 male cable connector, Contacts: 3 DIN, 4.0 - 6.0 mm, shieldable, solder, IP40
Area	M16 IP40 series 581
Order number	99 2005 00 03

Shield connection	Soldering lug
-------------------	---------------

Material

Contact body material	PBT (UL94 V-0)
Contact material	CuZn (brass)
Contact plating	Ag (silver)
REACH SVHC	CAS 7439-92-1 (Lead)
SCIP number	0caae3e5-5056-49c7-8163-541f700c0685

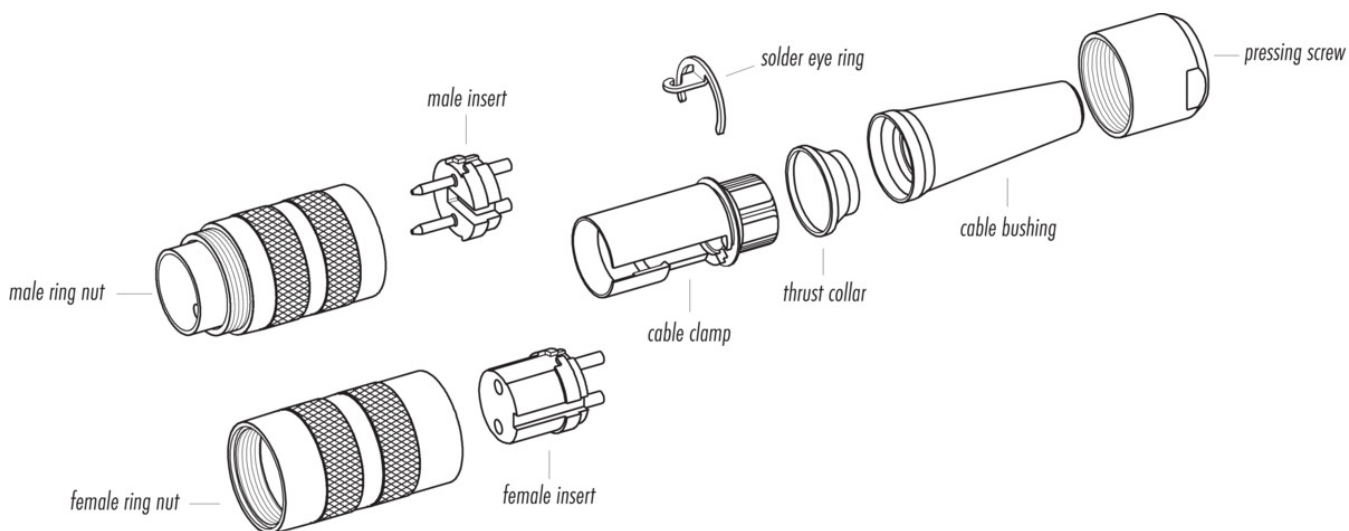
Classifications

eCl@ss 11.1	27-44-01-02
ETIM 7.0	EC002635

Declarations of conformity

Low Voltage Directive	2014/35/EU (EN 60204-1:2018;EN 60529:1991)
-----------------------	--

Component part drawing



Product description	M16 IP40 male cable connector, Contacts: 3 DIN, 4.0 - 6.0 mm, shieldable, solder, IP40
Area	M16 IP40 series 581
Order number	99 2005 00 03

Security notices

The connector must not be plugged or unplugged under load. Non-observance and improper use can result in personal injury.

The connectors have been developed for applications in plant engineering, control and electrical equipment construction. The user is responsible for checking whether the connectors can also be used in other areas of application.

To protect against unintentional opening of the connector, the thread between the housing and the connector head must be secured with a suitable cyanoacrylate adhesive when used in circuits with voltages dangerous to the touch. This does not apply to connectors used in SELV and PELV circuits according to IEC 61140 (EN 61140, VDE 0140-1).

Connectors which are used in circuits with voltages dangerous to the touch may only be installed and used by, or under the supervision of, persons with electrical engineering training, taking into account the applicable regulations and standards.

The plug connector is not suitable for mains voltages. Please observe the pollution degree and the overvoltage category. For further information, please refer to the download center "Technical Information".

To lock the cable connector with the device connector, the threaded ring is tightened "hand-tight" (approx. 50 cNm).