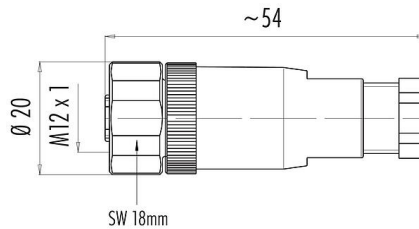


Product description	M12-A Female cable connector, Contacts: 8, 6.0-8.0 mm, unshielded, screw clamp, IP67, UL
Area	M12-A series 713
Part no.	99 0486 282 08

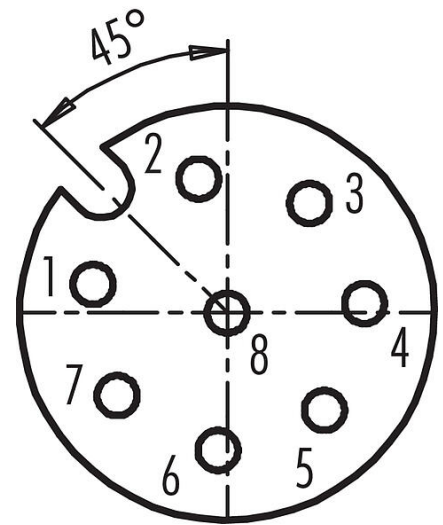
Illustration



Scale drawing



Contact arrangement (Plug-in side)



You can find the component part drawing and assembly instructions on the next page.

Technical data

General features

Part no.	99 0486 282 08
Connector design	Female cable connector
Version	Connector socket straight
Connector locking system	screw
Termination	screw clamp
Degree of protection	IP67
Cross-sectional area	max. 0.50 mm ² / AWG 20
Cable outlet	6.0-8.0 mm
Temperature range from/to	-40 °C / 85 °C
Mechanical operation	> 100 Mating cycles
Weight (g)	28.01
Customs tariff number	85369010

Electrical parameters

Rated voltage	30 V
Rated impulse voltage	800 V
Rated current (40 °C)	1.5 A (2 A UL)
Insulation resistance	> 10 ⁸ Ω
Pollution degree	3
Overvoltage category	II

Product data sheet

Automation technology - sensors and actuators



Product description **M12-A Female cable connector, Contacts: 8, 6.0-8.0 mm, unshielded, screw clamp, IP67, UL**

Area **M12-A series 713**

Part no. **99 0486 282 08**

Insulating material group III

EMC compliance unshielded

Material

Housing material PA

Contact body material PA

Contact material CuSn (bronze)

Contact plating Au (gold)

Locking material Stainless steel

REACH SVHC CAS 96-45-7 (Imidazolidine-2-thione)
CAS 7439-92-1 (Lead)

SCIP number 9ae2f9bd-7cdc-4b18-b9f7-f4aab5c7ee8f

Authorization/approvals

Approvals UL

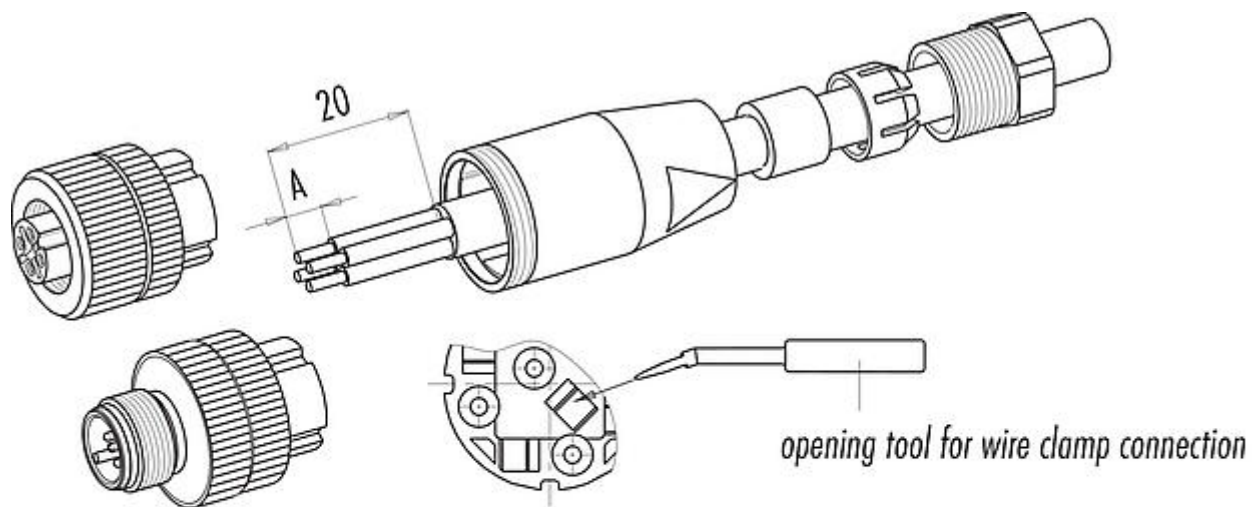
Classifications

eCl@ss 11.1 27-44-01-02

ETIM 7.0 EC002635

Product description	M12-A Female cable connector, Contacts: 8, 6.0-8.0 mm, unshielded, screw clamp, IP67, UL
Area	M12-A series 713
Part no.	99 0486 282 08

Assembly instructions

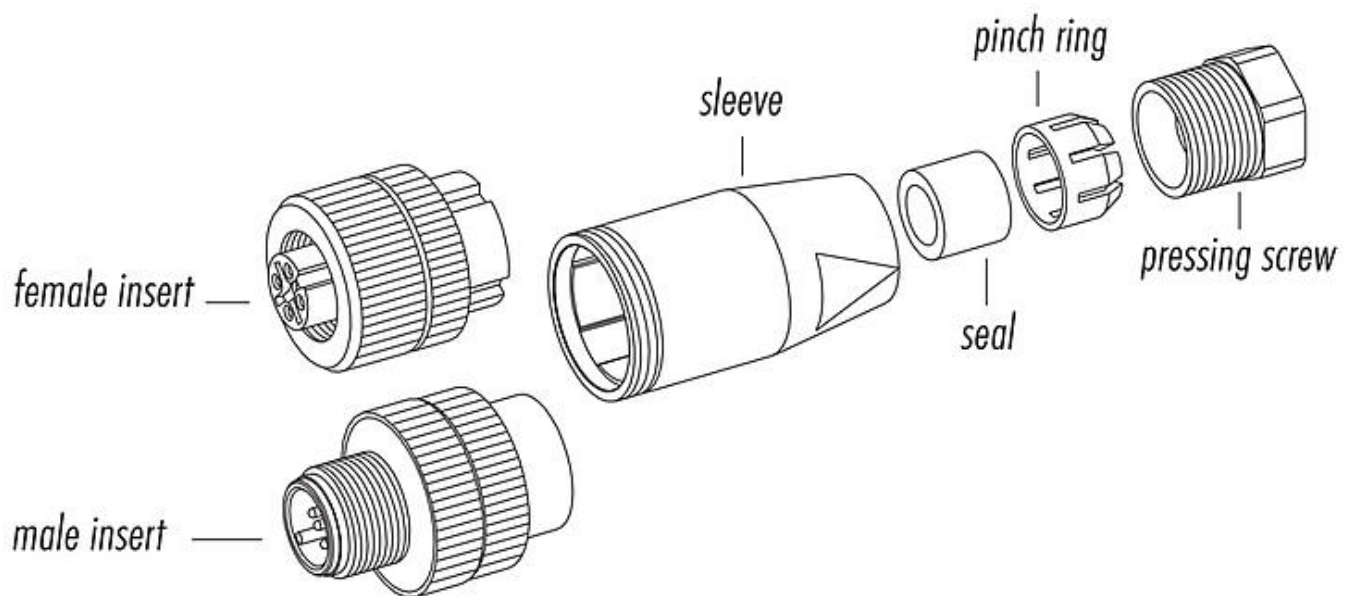


	<i>screw connection</i>	<i>solder version</i>	<i>wire clamp connection</i>
<i>measure A/mm</i>	5	3,5	7

material of locking rings: plastic, zinc diecast, stainless steel

Product description	M12-A Female cable connector, Contacts: 8, 6.0-8.0 mm, unshielded, screw clamp, IP67, UL
Area	M12-A series 713
Part no.	99 0486 282 08

Component part drawing



material of locking rings: plastic, zinc diecast, stainless steel

Product description	M12-A Female cable connector, Contacts: 8, 6.0-8.0 mm, unshielded, screw clamp, IP67, UL
Area	M12-A series 713
Part no.	99 0486 282 08

General Disclaim Notice

The connectors have been developed for applications in plant engineering, control and electrical equipment construction. The user is responsible for checking whether the connectors can also be used in other areas of application.

Plug connectors with enclosure protection IP67 and IP68 are not suitable for use under water. When used outdoors, the plug connectors must be protected separately against corrosion. For further information on the IP protection classes, please refer to the "Technical Information" download centre.

To lock the cable connector with the device connector, the threaded ring is tightened "hand-tight" (approx. 60 cNm).