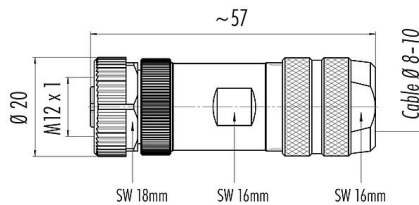


Product description	<b>M12-A Female cable connector, Contacts: 5, 8.0-10.0 mm, shieldable, screw clamp, IP67, UL</b>
Area	<b>M12-A series 713</b>
Part no.	<b>99 1436 914 05</b>

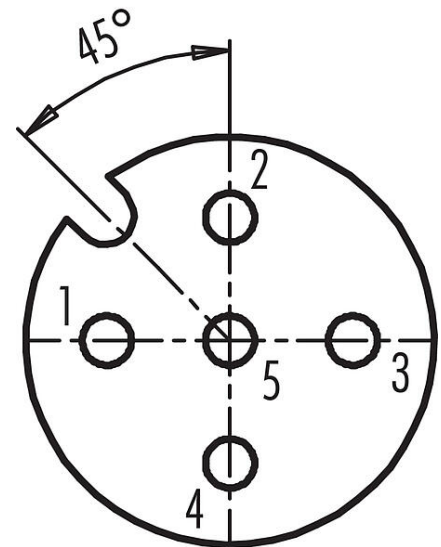
**Illustration**



**Scale drawing**



**Contact arrangement (Plug-in side)**



You can find the component part drawing and assembly instructions on the next page.

**Technical data**

General features

Part no.	<b>99 1436 914 05</b>
Connector design	Female cable connector
Version	Connector socket straight
Connector locking system	screw
Termination	screw clamp
Degree of protection	IP67
Cross-sectional area	max. 0.75 mm <sup>2</sup> / AWG 18
Cable outlet	8.0-10.0 mm
Temperature range from/to	-40 °C / 85 °C
Mechanical operation	> 100 Mating cycles
Weight (g)	55.41
Customs tariff number	85369010

Electrical parameters

Rated voltage	60 V
Rated impulse voltage	1500 V
Rated current (40 °C)	4.0 A
Insulation resistance	> 10 <sup>8</sup> Ω
Pollution degree	3

# Product data sheet

## Automation technology - sensors and actuators



Product description	<b>M12-A Female cable connector, Contacts: 5, 8.0-10.0 mm, shieldable, screw clamp, IP67, UL</b>
Area	<b>M12-A series 713</b>
Part no.	<b>99 1436 914 05</b>

Overvoltage category	II
Insulating material group	III
EMC compliance	shieldable
Shield connection	Shielding ring

### Material

Housing material	Zinc die-cast nickel-plated
Contact body material	PA
Contact material	CuZn (brass)
Contact plating	Au (gold)
Locking material	Zinc die-cast nickel-plated
REACH SVHC	CAS 7439-92-1 (Lead)
SCIP number	fa913f26-86b1-4009-aaa2-348c81d1e676

### Authorization/approvals

Approvals	UL
-----------	----

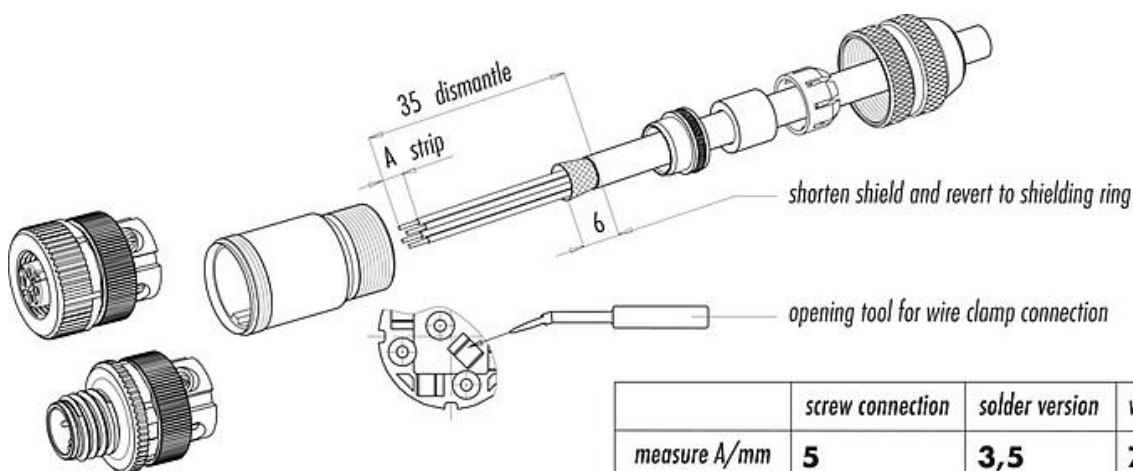
### Classifications

eCl@ss 11.1	27-44-01-02
ETIM 7.0	EC002635

### Declarations of conformity

Low Voltage Directive	2014/35/EU (EN 60204-1:2018;EN 60529:1991)
-----------------------	--

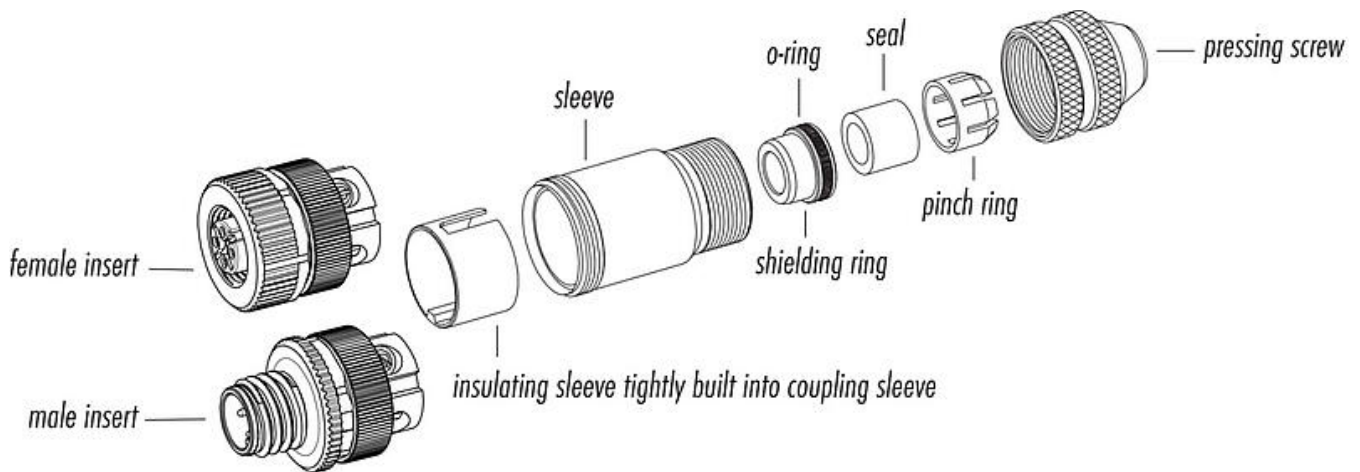
### Assembly instructions



	screw connection	solder version	wire clamp connection
measure A/mm	<b>5</b>	<b>3,5</b>	<b>7</b>

Product description	<b>M12-A Female cable connector, Contacts: 5, 8.0-10.0 mm, shieldable, screw clamp, IP67, UL</b>
Area	<b>M12-A series 713</b>
Part no.	<b>99 1436 914 05</b>

**Component part drawing**



Product description	<b>M12-A Female cable connector, Contacts: 5, 8.0-10.0 mm, shieldable, screw clamp, IP67, UL</b>
Area	<b>M12-A series 713</b>
Part no.	<b>99 1436 914 05</b>

### General Disclaim Notice

The connectors have been developed for applications in plant engineering, control and electrical equipment construction. The user is responsible for checking whether the connectors can also be used in other areas of application.

Plug connectors with enclosure protection IP67 and IP68 are not suitable for use under water. When used outdoors, the plug connectors must be protected separately against corrosion. For further information on the IP protection classes, please refer to the "Technical Information" download centre.

To lock the cable connector with the device connector, the threaded ring is tightened "hand-tight" (approx. 60 cNm).