

Product data sheet

Miniature connectors

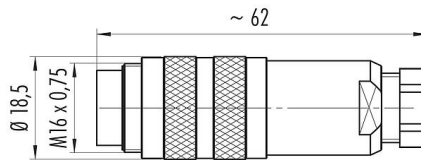


Product description	M16 IP67 Male cable connector, Contacts: 7 (07-b), 4.0-6.0 mm, shieldable, solder, IP67, UL
Area	M16 IP67 series 423
Part no.	99 5181 15 07

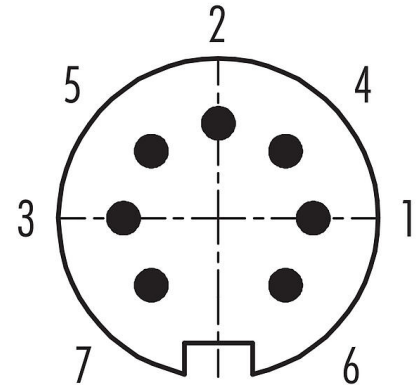
Illustration



Scale drawing



Contact arrangement (Plug-in side)



You can find the assembly instructions on the next page.

Technical data

General features

Part no.	99 5181 15 07
Connector design	Male cable connector
Version	Connector pin straight
Connector locking system	screw
Termination	solder
Degree of protection	IP67
Cross-sectional area	max. 0.75 mm ² / AWG 18
Cable outlet	4.0-6.0 mm
Temperature range from/to	-30 °C / 95 °C
Mechanical operation	> 500 Mating cycles
Weight (g)	49.37
Customs tariff number	85369010

Electrical parameters

Rated voltage	60 V
Rated impulse voltage	800 V
Rated current (40 °C)	5.0 A
Insulation resistance	≥ 10 ¹⁰ Ω
Pollution degree	1
Overvoltage category	I
Insulating material group	III
EMC compliance	shieldable
Shield connection	Shielding ring

Product data sheet

Miniature connectors



Product description	M16 IP67 Male cable connector, Contacts: 7 (07-b), 4.0-6.0 mm, shieldable, solder, IP67, UL
Area	M16 IP67 series 423
Part no.	99 5181 15 07

Material

Housing material	CuZn (Brass nickel plated)
Contact body material	PBT (UL94 V-0)
Contact material	CuZn (brass)
Contact plating	Ag (silver)
REACH SVHC	CAS 96-45-7 (Imidazolidine-2-thione) CAS 7439-92-1 (Lead)
SCIP number	79dc6ba4-58a0-43f3-b741-eb635e84f170

Authorization/approvals

Approvals	UL
-----------	----

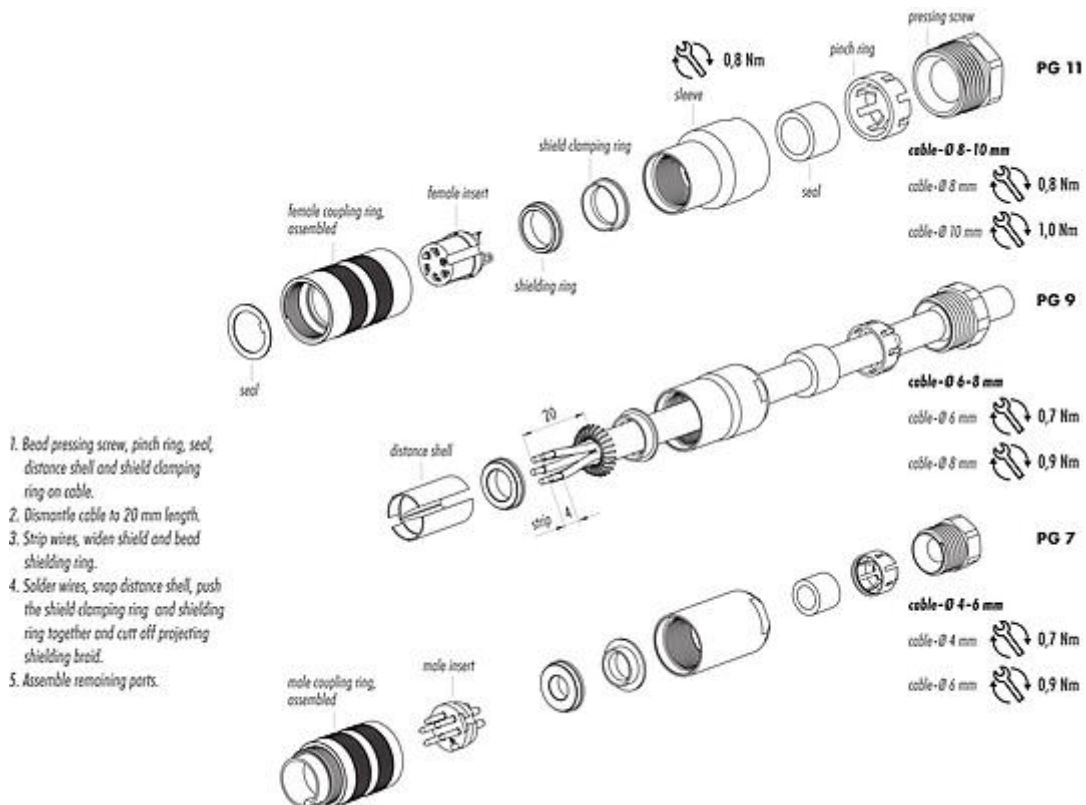
Classifications

eCl@ss 11.1	27-44-01-02
ETIM 7.0	EC002635

Declarations of conformity

Low Voltage Directive	2014/35/EU (EN 60204-1:2018;EN 60529:1991)
-----------------------	--

Assembly instructions



Product description	M16 IP67 Male cable connector, Contacts: 7 (07-b), 4.0-6.0 mm, shieldable, solder, IP67, UL
Area	M16 IP67 series 423
Part no.	99 5181 15 07

General Disclaim Notice

The connectors have been developed for applications in plant engineering, control and electrical equipment construction. The user is responsible for checking whether the connectors can also be used in other areas of application.

Plug connectors with enclosure protection IP67 and IP68 are not suitable for use under water. When used outdoors, the plug connectors must be protected separately against corrosion. For further information on the IP protection classes, please refer to the "Technical Information" download centre.

To lock the cable connector with the device connector, the threaded ring is tightened "hand-tight" (approx. 50 cNm).