

UNLESS OTHERWISE NOTED TOLERANCES ARE:
 DIMENSIONS ARE IN INCHES
 ONE PLACE DECIMALS: ± .1 [3] THREE PLACE DECIMALS: ± .005 [.13]
 TWO PLACE DECIMALS: ± .01 [.3] FOUR PLACE DECIMALS: ± .0020 [.051]
 ANGLES ± 2°

TITLE: ASSEMBLY BOARD TO BOARD SPACING
 DWG NO: BXX-1XX-X-X-X
 SHEET 1 OF 2

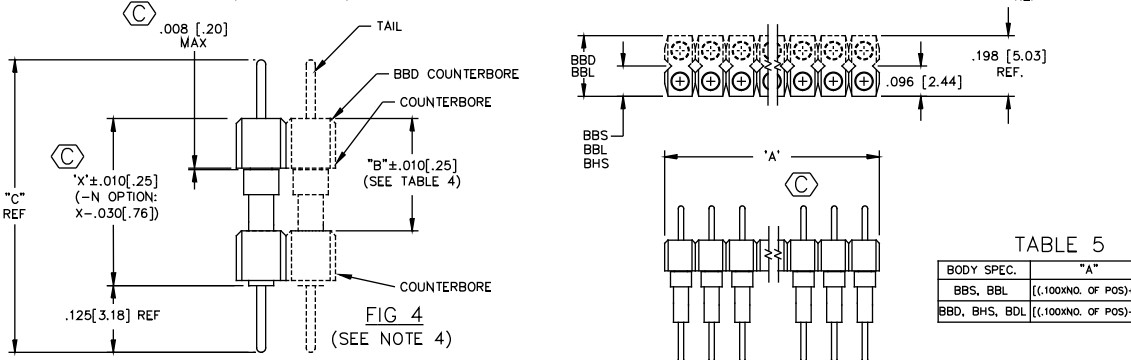
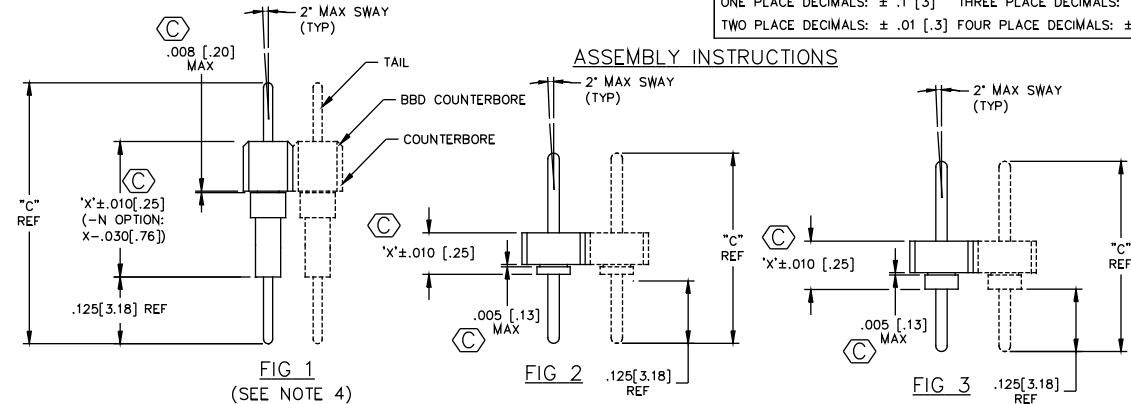


TABLE 5

BODY SPEC.	"A"
BBS, BBL	[(100xNO. OF POS)+.008]±.015
BBD, BHS, BDL	[(100xNO. OF POS)-.006]±.015

BXX-1XX-X-X-X

OPTION
 -N=NON-FLUSH-LEAVE BLANK FOR STANDARD (USE BODY SPECIFIED IN TABLE 1) (SEE TABLE 4)
 TERMINAL SPECIFICATION (SEE TABLE 2)
 PLATING SPECIFICATION (SEE TABLE 2)
 -G: SPECIFY -G IN TERMINAL SUFFIX -X
 -T: SPECIFY -T IN TERMINAL SUFFIX -X
 *INVALID WITH D & G TERMINAL SPEC

BODY SPECIFICATION (SEE TABLE 1)
 BODY STYLE
 BBS: SINGLE
 BBD: DOUBLE
 BBL: SINGLE, LOW PROFILE
 BDL: DOUBLE, LOW PROFILE
 BHS: SINGLE, HI-TEMP
 FOR ALL PLATING STYLES OTHER THAN -G PLATING

BODY LENGTH SPECIFICATION
 'A': BBS: XX-MAX 32 POSITION
 'A': BBL: XX-MAX 32 POSITION
 'A': BHS: XX-MAX 36 POSITION (MUST BE CUT ON MULTI-CUTTER)
 'A': BBD: XX-MAX 36 POSITION
 'A': BDL: XX-MAX 36 POSITION

- NOTES:
- MIN PUSHOUT FORCE: 5 lbs FOR ALL EXCEPT BBL, FOR BBL: 2 lbs. MIN.
 - MAX ALLOWABLE BOW: .009 IN/IN TOP TO BOTTOM
 BBL: 1-19 POS .020 IN/IN TOP TO BOTTOM
 20-32 POS .025 IN/IN TOP TO BOTTOM
 BDL: 1-10 POS .012 IN/IN TOP TO BOTTOM
 11-19 POS .015 IN/IN TOP TO BOTTOM
 20-36 POS .031 IN/IN TOP TO BOTTOM
 - ⊙ REPRESENTS A CRITICAL DIMENSION.
 - ON BBD STYLE FILL WITH COUNTERBORE TOWARD TAILS, ALL OTHER STYLES FILL COUNTERBORE AWAY FROM TAILS.
 - .005 MAX CUT FLASH, .012 MAX FLASH AT BREAK-OFF BAR LOCATION.

PACKAGING

TABLE 3 (4 POSITION MIN)

BODY	LEAD STYLE	PACKAGING TUBE	PLUG
BHS	A	PT-1-24-01-24	TP-24
	B	PT-1-24-02-03	TP-24
	D	PT-1-24-02-04	TP-33
C,G	A	PT-1-24-10-03	TP-33
	B	PT-1-24-01-24	TP-24
	D	PT-1-24-02-03	TP-24
BBS	A	PT-1-24-02-03	TP-24
	D	PT-1-24-02-04	TP-33
	C,G	PT-1-24-10-03	TP-33
BBD	A	PT-1-24-01-22	TP-03
	B	PT-1-24-06-03	TP-07
	D	PT-1-24-08-03	TP-09
C,G	A	PT-1-24-01-74	TP-07
	B	PT-1-24-01-23	TP-12
	E(4-10 POS)	PT-BBL001	TP-12
BBL	E(11-20 POS)	PT-BBL002	TP-12
	E(20-32 POS)	PT-BBL003	TP-12
	F(11-20 POS)	PT-BBL004	TP-12
	F(4-10 POS)	PT-BBL005	TP-12
	F(20-32 POS)	PT-BBL005	TP-12
BDL	ALL	PT-1-24-01-14	TP-03

** NOTE: BBL TUBES CAN BE SUBSTITUTED BASED ON BOW. IF NO BOW FOR -E STYLE USE PT-BBL001, IF MAXIMUM BOW, USE PT-BBL003, ETC.

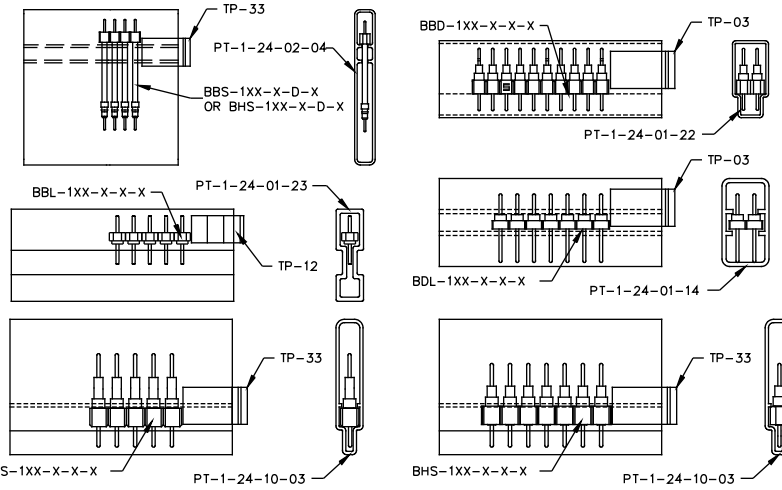


TABLE 4

TERMINAL SPEC.	"B"
-G	.320 [8.13]
-G-N	.290 [7.37]
-N	.410 [10.41]

TABLE 1

BODY STYLE	BODY SPECIFICATION	
	STANDARD	-N OPTION
BBS	TBS-32	SSB-XX
BBD	DSB-36	DSB-XX
BBL	SSL-XX	N/A
BDL	HSDL-XX	N/A
BHS-G(PLATING)	HTS-36-G	SSB-XX-U
BHS-T(PLATING)	HTS-36-L	SSB-XX-U

TABLE 2

TERMINAL SPECIFICATIONS

LEAD STYLE	BODY SPEC.	"x"	FIG	"c"	BODY SPEC.	"x"	FIG	"c"
A	T-1R14-1-X	.210 [5.35]	1	.460 [11.68]	N/A			
B	T-1R14-2-X	.335 [8.51]	1	.585 [14.86]	N/A			
C	T-1R14-3-X	.585 [14.86]		.835 [21.21]	N/A			
D	T-1R14-4-X	.835 [21.21]		1.085 [27.56]	N/A			
E	N/A				T-1R6-X	070	2	.300 [7.62]
F	N/A				T-2R6-X	085	3	.332 [8.43]
G	T-1R14-5-X	.585 [14.86]	4	.835 [21.21]	N/A			

* = SEE NOTE 4

PROPRIETARY NOTE
 AND SOCIETY CONTAINING COMPLETE
 INFORMATION ON THE USE OF THIS
 DOCUMENT IS THE PROPERTY OF SAMTEC,
 INC. ANY REPRODUCTION OR
 TRANSMISSION OF THIS DOCUMENT
 WITHOUT THE WRITTEN PERMISSION
 OF SAMTEC, INC. IS PROHIBITED.

MATERIAL:
 INSULATOR:
 BBL: LCP, COLOR: BLACK
 ALL OTHERS: GLASS
 FILLED POLYESTER
 COLOR: BLACK

TERMINAL:
 PHOSPHOR BRONZE OR
 BRASS

Exp:PRO/ASSEMBLY/100
 BXX-ASM1

samtec

520 PARK EAST BLVD, NEW ALBANY, INDIANA 47150
 PHONE (812) 944-6733 P.O. BOX 1147
 CODE 55322

MADE BY: TY 2-18-85
 CHECKED BY: L WILLIAMS 2-23-85

DESIGNER APPROVAL: BXX-1XX-X-X-X
 SHEET 1 OF 2