

DMC1582B WIRING SYSTEM SERVICE KIT

For the Stryker IAV (Interim Armored Vehicle)



DMC1582B
for the Stryker IAV
(ICV, MGS, RV, MCV-B, CV, FSV,
ESV, MEV, ATGM, NBC RV)

THE MAINTENANCE PROBLEM...

Modern armored vehicles, such as the Stryker IAV (ICV, MGS, RV, MCV-B, CV, FSV, ESV, MEV, ATGM, NBC RV), have complicated electrical wiring systems containing many different connectors, contacts and terminals, the repair of which require precision tools.

THE DMC SOLUTION...

IMMEDIATE AVAILABILITY OF TOOLS AND TECHNICAL INFORMATION.

DMC Wiring System Service Kits provide, in a single, well organized location, the tools necessary to strip, crimp, install and remove the typical contacts and terminals of this wiring system. The DMC1582B kit contains the tooling to connector, contact and terminal cross reference information which indicate the particular tool(s) that should be selected to repair a specific connector, contact, or terminal. In addition, the kit also contains illustrated operating instructions for the required tooling.

ALL IN ONE. Since these tools, together with their operating instructions, are contained in a single kit, the connector repair can be made in the shortest time possible, thus permitting a rapid return of your Stryker IAV to service. Tool kit supplied in 2 environmentally sealed polyethylene cases and includes: Name Plate, Foam Pads/Inserts, Contents Charts, Instruction Charts, and Tool Selection Charts.



Actual Kit may vary from example shown.

DMC1582B

NSN: 5935-01-560-8457




















DMC DANIELS
MANUFACTURING
CORPORATION

DANIELS MANUFACTURING CORP., 526 THORPE ROAD, ORLANDO, FL 32824, USA
PHONE (407) 855-6161 • FAX (407) 855-6884 • www.DMCTools.com • E-MAIL: DMC@DMCTools.com

DMC1582B WIRING SYSTEM SERVICE KIT

For the Stryker IAV (Interim Armored Vehicle)

DMC1582B TOOL AND ACCESSORY LIST

	5	Crimp Tools
	4	Turret Heads
	8	Positioners
	3	Single Position Heads
	7	Die Sets
	12	Metal Insertion Tools
	12	Metal Removal Tools
	1	Metal Insertion/Removal Tool
	63	Plastic Ins/Rem Tools
	4	Contact gages
	3	Unwired Contact Removal Tools w/ Probes
	1	Wire Cutter
	3	In-Service Inspection Gage
	1	Die Removal Tool
	1	Hex Wrench
	24	Adaptor Tool
	2	T-Handle Wrenches
	2	Strap Wrenches
	1	Soft Jaw Plier
	3	Jam Nut Sockets
	772	Spare Contacts

DMC1582B CONNECTOR COVERAGE

MANUFACTURER	SERIES
MIL-C-5015	3450 Series
MIL-C-38999	Series III
MIL-C-26482	Series II
MIL-C-24308	D-Sub Miniature
MS27142	Waterproof Connectors
VG95234	Reverse Bayonet connectors
Deutsch	BVD Series

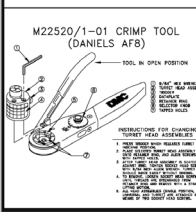
TOOL KIT CONFIGURATION

Type of Case	Portable
Number of Cases	2
Color	Black
Type of Construction	Polyethylene/Aluminum
Application	Stryker IAV (ICV, MGS, RV, MCV-B, CV, FSV, ESV, MEV, ATGM, NBC RV)
Coverage	Airframe Power Connectors
	Terminals size 12 AWG and Smaller
	Coaxial Connectors
Type of Inserts	Unicellular Polyethylene Foam with Die Cut Tool Cavities

NOTICE: Unless otherwise stated by DMC; tools contained in this kit have been selected based upon their suitability to service the related connector or contact indicated. Military Standard tools have been utilized wherever possible. These tools are not necessarily the production tools used to manufacture the aircraft and therefore, these tools may or may not correspond to the tools listed in the OEM wiring manual and/or the Chapter 20 Standard Wiring Practices Manual list of approved tooling. Verification Is Required.

DATA PACKAGE

TOOL/ACCESSORY INSTRUCTION SHEET

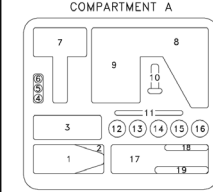


M22520/1-01 CRIMP TOOL (DANIELS AF8)

M22520/2-01 CRIMP TOOL (DANIELS AF8)

CONTENTS CHART

COMPARTMENT A



CONTENTS CHART

SELECTION CHART

ITEM	DESCRIPTION	QTY	UNIT	DATE	STATUS	REMARKS
A1	45-112 (SOCKET) WIRE STRIPPERS	1	EA			
A2	45-112 (SOCKET) WIRE STRIPPERS	1	EA			
A3	45-112 (SOCKET) WIRE STRIPPERS	1	EA			
A4	45-112 (SOCKET) WIRE STRIPPERS	1	EA			
A5	45-112 (SOCKET) WIRE STRIPPERS	1	EA			
A6	45-112 (SOCKET) WIRE STRIPPERS	1	EA			
A7	45-112 (SOCKET) WIRE STRIPPERS	1	EA			
A8	45-112 (SOCKET) WIRE STRIPPERS	1	EA			
A9	45-112 (SOCKET) WIRE STRIPPERS	1	EA			
A10	45-112 (SOCKET) WIRE STRIPPERS	1	EA			
A11	45-112 (SOCKET) WIRE STRIPPERS	1	EA			
A12	45-112 (SOCKET) WIRE STRIPPERS	1	EA			
A13	45-112 (SOCKET) WIRE STRIPPERS	1	EA			
A14	45-112 (SOCKET) WIRE STRIPPERS	1	EA			
A15	45-112 (SOCKET) WIRE STRIPPERS	1	EA			
A16	45-112 (SOCKET) WIRE STRIPPERS	1	EA			
A17	45-112 (SOCKET) WIRE STRIPPERS	1	EA			
A18	45-112 (SOCKET) WIRE STRIPPERS	1	EA			
A19	45-112 (SOCKET) WIRE STRIPPERS	1	EA			
A20	45-112 (SOCKET) WIRE STRIPPERS	1	EA			

Actual Charts and Sheets may vary from examples shown.