

Surface Mount RF Transformer

50Ω 50 to 1000 MHz

JTX-4-10T+



CASE STYLE: BH292

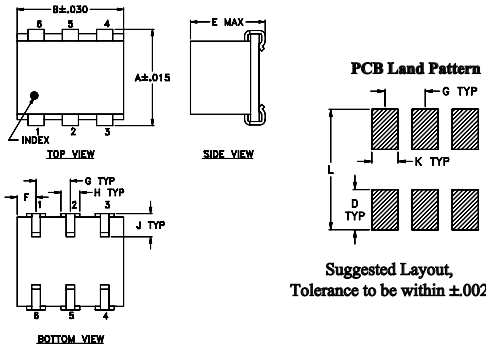
Maximum Ratings

Operating Temperature	-20°C to 85°C
Storage Temperature	-55°C to 100°C
RF Power	0.25W
DC Current	30mA
Permanent damage may occur if any of these limits are exceeded.	

Pin Connections

PRIMARY DOT	3
PRIMARY	1
SECONDARY DOT	6
SECONDARY	4
SECONDARY CT	5
NOT USED	2

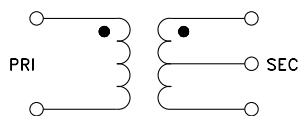
Outline Drawing



Outline Dimensions (inch/mm)

A	B	C	D	E	F	G
.280	.310	--	.100	.225	.055	.100
7.11	7.87	--	2.54	5.72	1.40	2.54
H	J	K	L		wt	
.047	.065	.065	.300		grams	
1.19	1.65	1.65	7.62		0.45	

Config. A



Features

- excellent return loss, 22 dB typ.
- excellent amplitude unbalance, 0.2 dB typ. and phase unbalance, 2 deg. typ. in 1 dB bandwidth

Applications

- impedance matching
- balanced amplifiers

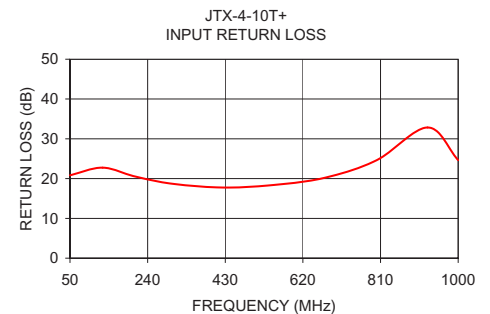
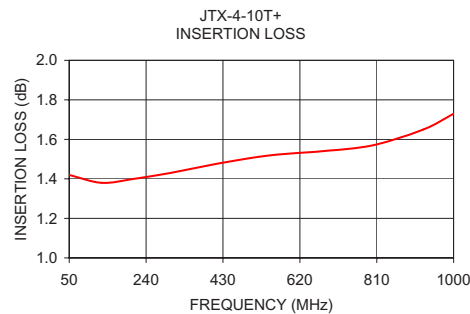
Transformer Electrical Specifications

Ω RATIO <i>(Secondary/Primary)</i>	FREQUENCY (MHz)	INSERTION LOSS*			PHASE UNBALANCE (Deg.) Typ.		AMPLITUDE UNBALANCE (dB) Typ.	
		3 dB MHz	2 dB MHz	1 dB MHz	1 dB bandwidth	2 dB bandwidth	1 dB bandwidth	2 dB bandwidth
4	50-1000	—	—	50-1000	2	—	0.2	—

* Insertion Loss is referenced to mid-band loss, 1.4 dB typ.

Typical Performance Data

FREQUENCY (MHz)	INSERTION LOSS (dB)	INPUT R. LOSS (dB)	AMPLITUDE UNBALANCE (dB)	PHASE UNBALANCE (Deg.)
50.00	1.42	20.84	0.06	0.35
130.00	1.38	22.75	0.00	1.77
210.00	1.40	20.52	0.09	2.44
300.00	1.43	18.71	0.16	2.76
425.00	1.48	17.75	0.22	2.82
550.00	1.52	18.42	0.26	2.61
675.00	1.54	20.24	0.25	2.16
800.00	1.57	24.59	0.18	1.69
925.00	1.65	32.84	0.03	1.23
1000.00	1.73	24.64	0.22	1.10



Notes

- Performance and quality attributes and conditions not expressly stated in this specification document are intended to be excluded and do not form a part of this specification document.
- Electrical specifications and performance data contained in this specification document are based on Mini-Circuit's applicable established test performance criteria and measurement instructions.
- The parts covered by this specification document are subject to Mini-Circuits standard limited warranty and terms and conditions (collectively, "Standard Terms"); Purchasers of this part are entitled to the rights and benefits contained therein. For a full statement of the Standard Terms and the exclusive rights and remedies thereunder, please visit Mini-Circuits' website at www.minicircuits.com/MCLStore/terms.jsp

