

Product data sheet

Miniature connectors

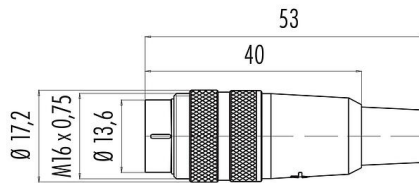


Product description	Male cable connector, Contacts: 2 (02-a), 6.0-8.0 mm, unshielded, solder, IP40
Area	series 680
Part no.	09 0301 02 02

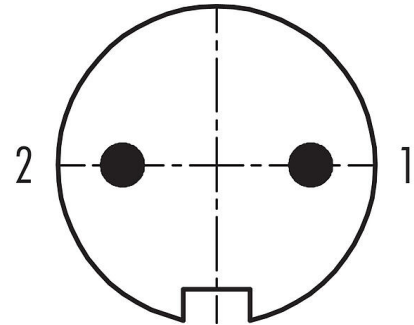
Illustration



Scale drawing



Contact arrangement (Plug-in side)



You can find the assembly instructions on the next page.

Technical data

General features

Part no.	09 0301 02 02
Connector design	Male cable connector
Type standard	DIN EN 61076-2-106
Version	Connector pin straight
Connector locking system	screw
Termination	solder
Degree of protection	IP40
Cross-sectional area	0.75 mm ² / AWG 18
Cable outlet	6.0-8.0 mm
Temperature range from/to	-40 °C / 85 °C
Mechanical operation	> 1000 Mating cycles
Weight (g)	17.52
Customs tariff number	85369010

Electrical parameters

Rated voltage	250 V
Rated impulse voltage	1500 V
Rated current (40 °C)	7.0 A
Insulation resistance	≥ 10 ¹⁰ Ω
Pollution degree	1
Overvoltage category	I
Insulating material group	III
EMC compliance	unshielded

Material

Housing material	PA
Contact body material	PBT (UL94 V-0)
Contact material	CuZn (brass)

Product data sheet

Miniature connectors



Product description **Male cable connector, Contacts: 2 (02-a), 6.0-8.0 mm, unshielded, solder, IP40**
-
Area **series 680**
Part no. **09 0301 02 02**

Contact plating Ag (silver)
REACH SVHC CAS 7439-92-1 (Lead)
SCIP number 93c3c382-794a-4079-9d0c-4e782400d8cf

Classifications

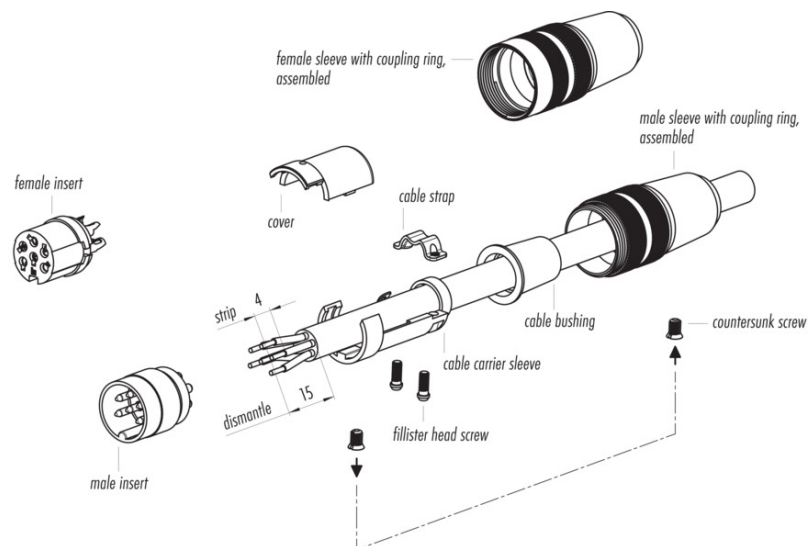
eCl@ss 11.1 27-44-01-09
ETIM 9.0 EC003569

Declarations of conformity

Low Voltage Directive 2014/35/EU (EN 60204-1:2018;EN 60529:1991)

Assembly instructions

1. Bead cable carrier sleeve, cable bushing and sleeve with coupling ring to cable.
2. Dismantle cable to 15 mm length.
3. Strip and solder single wires.
4. If necessary, twist shield and solder to solder eye.
5. Place the cover on the cable carrier sleeve and fasten the cable strap with fillister head screws.
6. Push assembled part with contact insert into the sleeve and fasten with countersunk screw.



Product data sheet

Miniature connectors



Product description	Male cable connector, Contacts: 2 (02-a), 6.0-8.0 mm, unshielded, solder, IP40
-	-
Area	series 680
Part no.	09 0301 02 02

General Disclaim Notice

The connector must not be plugged or unplugged under load. Non-observance and improper use can result in personal injury.

The connectors have been developed for applications in plant engineering, control and electrical equipment construction. The user is responsible for checking whether the connectors can also be used in other areas of application.

Connectors which are used in circuits with voltages dangerous to the touch may only be installed and used by, or under the supervision of, persons with electrical engineering training, taking into account the applicable regulations and standards.

The plug connector is not suitable for mains voltages Please observe the pollution degree and the overvoltage category. For further information, please refer to the download center "Technical Information".

To lock the cable connector with the device connector, the threaded ring is tightened "hand-tight" (approx. 50 cNm).