

Features and Benefits

PowerCat 6 Patch Panels are the premier Molex patch panel product line. A key product used in both Category 6 link and channel gigabit ethernet applications. The IDC section consists of V-shaped contacts that flex not fatigue when terminated. Each port features a patented spring-loaded shutter and can be colour coded to match jack outlets. Offering both front and rear labelling options, the patch panel is constructed of cold-rolled steel for additional strength and durability.

- Available in 1U 24 Port and 2U 48 Port density
- Each port features the patented spring-loaded shutter:
 - prevents incomplete mating
 - protects from dust and contaminants
- Patented IDC V-shaped contacts that flex not fatigue when terminated
- Features pointed IDC towers to speed termination and enhance cable retention
- Dual colour-coding allows for 568 A/B wiring configuration
- Front and rear port labelling as well as panel identification label
- 4 x 6 ganged jack configuration
- Individually removable patch panel ports
- Integral cable management shelf ensures bend radius compliance
- Available with either ANSI or metric hardware kit
- Can be terminated using industry standard punchdown tools
- RJ-11& RJ-12 compatible
- Molded category identification on each port face as well as optional port identification icons

Commercial Standards

TIA/EIA-568-C.2 Component Compliant
 FCC Subpart F 68.5 Compliant
 IEC-603-7 Compliant
 ISO 11801 Class E Compliant
 ETL Verified for Category 6 Component Compliance & UL Listed

Technical Information

Mechanical Characteristics

Jack Connector
 Plastic Housing: Polycarbonate, UL94V-0 rated or equivalent
 Operating Life: Minimum 750 insertion cycles
 Contact Material: Copper Alloy
 Contact Plating: 1.27 micrometres Au/Ni
 Contact Force: 100g minimum
 Plug Retention Force: 15 lbs

IDC Connector

Plastic Housing: Polycarbonate, UL94V-0 rated or equivalent
 Operating Life: Minimum 200 reterminations
 Contact Material: Copper Alloy
 IDC Contact Plating: Tin/Lead Plate
 Contact Force: 100g minimum
 Wire Accommodation: 22-24 AWG solid

Patch Panel Characteristics

Material: CRS (cold rolled steel)
 Thickness: .060" (1.52mm)
 Coating: Graphite Grey Powdercoat

Electrical/Optical Characteristics

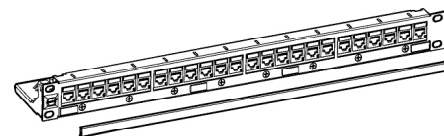
Interface Resistance: 20 mΩ
 Initial Contact Resistance: 2.5 mΩ
 Insulation Resistance: >100 MΩ

Dimensions

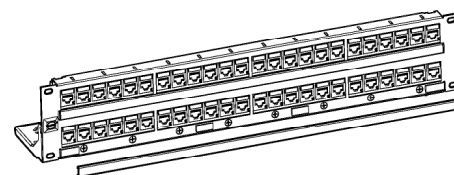
24 Port with trays
 44mm H x 483mm W x 98mm D
 48 Port with trays
 88mm H x 483mm W x 98mm D

Shipping Weight

24 Port: 1.2kg
 48 Port: 2.2kg



1U 24 Port PowerCat 6 Patch Panel
 Dimensions: 44mm x 483mm x 98mm
 Shipping Weight: 530g



2U 48 Port PowerCat 6 Patch Panel
 Dimensions: 88mm x 483mm x 98mm
 Shipping Weight: 1.00kg

ORDERING INFORMATION

Order No.	SAP No.	Description
PID-00141	Consult Molex	1U 24 Port PowerCat 6 Patch Panel, 568A/B with Cable Management
PID-00142	Consult Molex	2U 48 Port PowerCat 6 Patch Panel, 568A/B with Cable Management
Accessories		
CSP-00021-**	Consult Molex	Blank 6-Pack Icons (Bag of 10)
CSP-00022-**	Consult Molex	Data 6-Pack Icons (Bag of 10)
CSP-00023-**	Consult Molex	Voice 6-Pack Icons (Bag of 10)

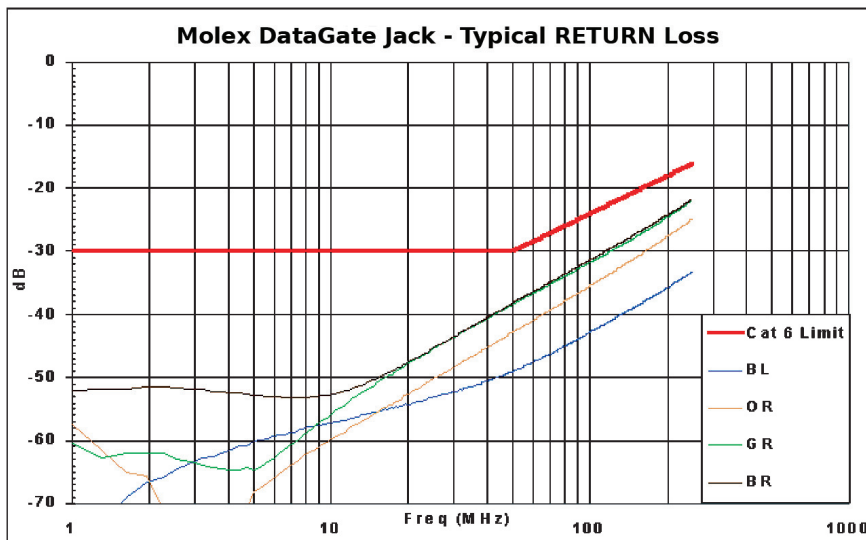
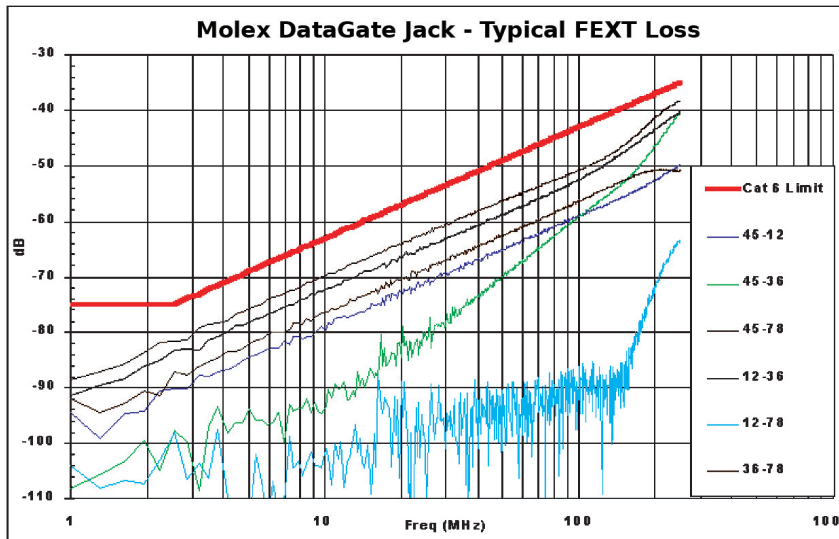
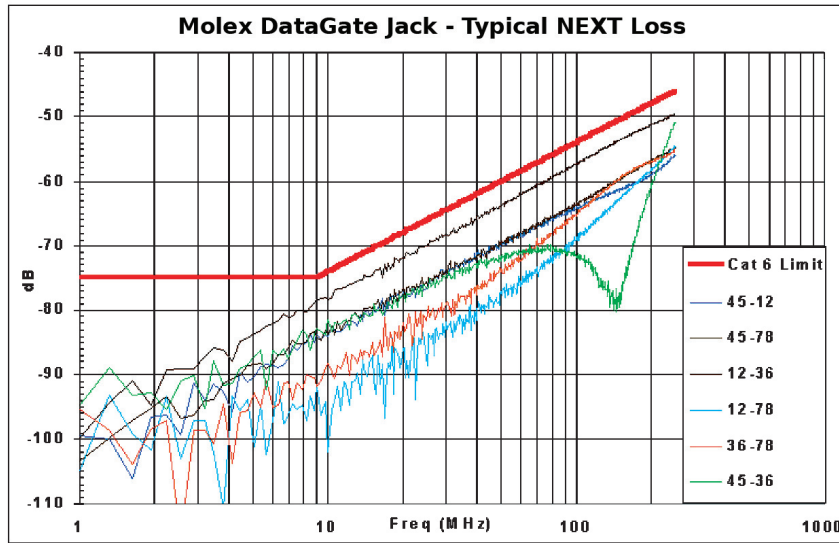
Colour Options—insert one of the following colour codes in place of ** when ordering
 DataGate Patch Panel Port Labelling: RD = Red, BL = Blue, GR = Green, RG = Orange, YL = Yellow, PP = Purple
 Icons: 01 = Almond, 02 = White, RD = Red, BL = Blue, GR = Green, RG = Orange, YL = Yellow, PP = Purple

MOLEX PREMISE NETWORKS

Americas
 Tel: 630 969 4550
 www.molexpn.com

EMEA
 Tel: 44 (0)2392 205800
 www.molexpn.co.uk

APAC
 Tel: 61 3 9971 7111
 www.molexpn.com.au



MOLEX PREMISE NETWORKS

Americas
Tel: 630 969 4550
www.molexpn.com

EMEA
Tel: 44 (0)2392 205800
www.molexpn.co.uk

APAC
Tel: 61 3 9971 7111
www.molexpn.com.au