

# DC Passing Attenuator Fixed

50Ω 650 to 4000 MHz

## NAT-15DC-1A+



Generic photo used for illustration purposes only

CASE STYLE: FF57

Connectors Model  
N-Type NAT-15DC-1A+

**+RoHS Compliant**

The +Suffix identifies RoHS Compliance. See our web site for RoHS Compliance methodologies and qualifications

### Maximum Ratings

Operating Temperature	-55°C to 100°C
Storage Temperature	-55°C to 100°C

Permanent damage may occur if any of these limits are exceeded.

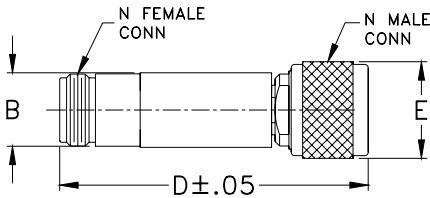
### Features

- high DC current handling
- high DC breakdown voltage
- DC resistance (in/out) 0.1Ω, typ.

### Applications

- power passing
- instrumentation
- test equipment
- lab use

### Outline Drawing



### Outline Dimensions (inch/mm)

B	D	E	wt
.67	2.90	.82	grams
17.02	73.66	20.83	90.0

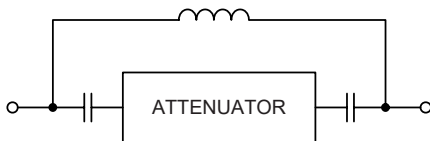
### Electrical Specifications (T<sub>AMB</sub> = 25°C)

FREQUENCY (MHz)	ATTENUATION (dB)		VSWR (:1)	POWER (mW)	DC CURRENT (Amps)	DC BREAKDOWN (Volts)
	Nom.	Flatness, Max.	Max.	Max.	Max.	Max.
650-4000	15±0.7	±0.8	1.7	1000	1	50

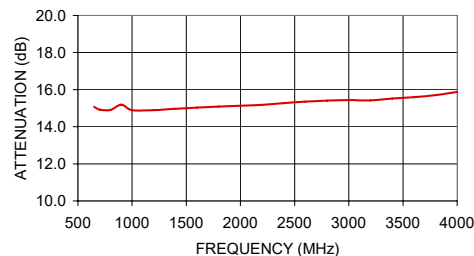
### Typical Performance Data at 25°C

Frequency (MHz)	Attenuation (dB)	VSWR (:1)
650.00	15.08	1.15
700.00	14.92	1.09
800.00	14.90	1.06
900.00	15.19	1.07
1000.00	14.89	1.12
1200.00	14.89	1.16
1400.00	14.97	1.19
1600.00	15.03	1.22
1800.00	15.09	1.24
2000.00	15.13	1.26
2200.00	15.18	1.27
2400.00	15.27	1.29
2600.00	15.35	1.30
2800.00	15.41	1.30
3000.00	15.44	1.32
3200.00	15.42	1.30
3400.00	15.52	1.30
3600.00	15.59	1.28
3800.00	15.70	1.25
4000.00	15.88	1.20

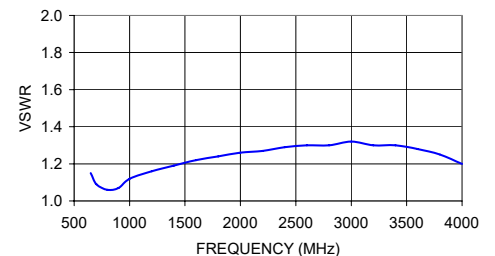
### Electrical Schematic



NAT-15DC-1A+ ATTENUATION



NAT-15DC-1A+ VSWR



### Notes

- Performance and quality attributes and conditions not expressly stated in this specification document are intended to be excluded and do not form a part of this specification document.
- Electrical specifications and performance data contained in this specification document are based on Mini-Circuit's applicable established test performance criteria and measurement instructions.
- The parts covered by this specification document are subject to Mini-Circuits standard limited warranty and terms and conditions (collectively, "Standard Terms"); Purchasers of this part are entitled to the rights and benefits contained therein. For a full statement of the Standard Terms and the exclusive rights and remedies thereunder, please visit Mini-Circuits' website at [www.minicircuits.com/MCLStore/terms.jsp](http://www.minicircuits.com/MCLStore/terms.jsp)

