

# DC Passing Attenuator Fixed

50Ω 600 to 4000 MHz

## NAT-6DC-1A+



*Generic photo used for illustration purposes only*

CASE STYLE: FF57

Connectors Model  
N-Type NAT-6DC-1A+

**+RoHS Compliant**

The +Suffix identifies RoHS Compliance. See our web site for RoHS Compliance methodologies and qualifications

### Maximum Ratings

Operating Temperature	-55°C to 100°C
Storage Temperature	-55°C to 100°C

Permanent damage may occur if any of these limits are exceeded.

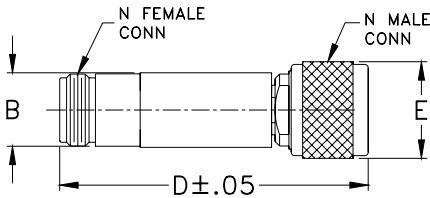
### Features

- high DC current handling
- high DC breakdown voltage
- DC resistance (in/out) 0.1Ω, typ.

### Applications

- power passing
- instrumentation
- test equipment
- lab use

### Outline Drawing



### Outline Dimensions (inch/mm)

B	D	E	wt
.67	2.90	.82	grams
17.02	73.66	20.83	90.0

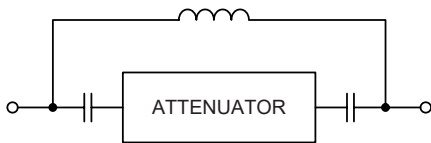
### Electrical Specifications (T<sub>AMB</sub> = 25°C)

FREQUENCY (MHz)	ATTENUATION (dB)		VSWR (:1)	POWER (mW)	DC CURRENT (Amps)	DC BREAKDOWN (Volts)
	Nom.	Flatness, Max.	Max.	Max.	Max.	Max.
600-4000	6±0.7	±0.8	1.7	1000	1	50

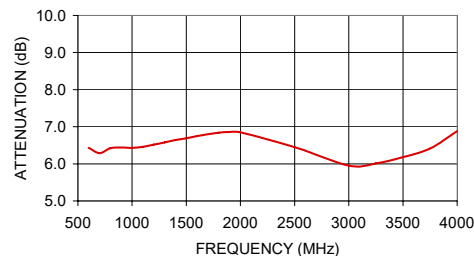
### Typical Performance Data at 25°C

Frequency (MHz)	Attenuation (dB)	VSWR (:1)
600.00	6.43	1.27
700.00	6.29	1.19
800.00	6.42	1.15
900.00	6.44	1.15
1000.00	6.43	1.17
1100.00	6.46	1.19
1200.00	6.52	1.21
1300.00	6.58	1.22
1400.00	6.64	1.24
1500.00	6.69	1.26
1600.00	6.75	1.28
1800.00	6.84	1.32
1900.00	6.86	1.34
2000.00	6.85	1.36
2500.00	6.45	1.41
3000.00	5.95	1.30
3250.00	6.01	1.20
3500.00	6.18	1.11
3750.00	6.41	1.06
4000.00	6.88	1.09

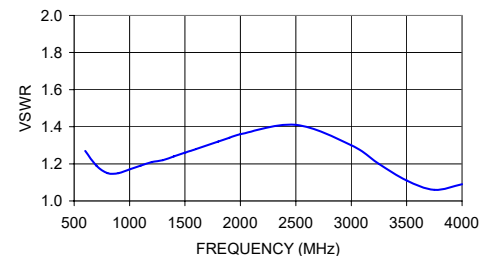
### Electrical Schematic



NAT-6DC-1A+ ATTENUATION



NAT-6DC-1A+ VSWR



### Notes

- Performance and quality attributes and conditions not expressly stated in this specification document are intended to be excluded and do not form a part of this specification document.
- Electrical specifications and performance data contained in this specification document are based on Mini-Circuit's applicable established test performance criteria and measurement instructions.
- The parts covered by this specification document are subject to Mini-Circuits standard limited warranty and terms and conditions (collectively, "Standard Terms"); Purchasers of this part are entitled to the rights and benefits contained therein. For a full statement of the Standard Terms and the exclusive rights and remedies thereunder, please visit Mini-Circuits' website at [www.minicircuits.com/MCLStore/terms.jsp](http://www.minicircuits.com/MCLStore/terms.jsp)

