



## 3 dB Fixed Attenuator, N Male to N Female Brass Nickel Body Rated to 1 Watt Up to 3 GHz

### RF Fixed Attenuators Technical Data Sheet

PE7002-3

#### Features

- Bidirectional
- DC to 3 GHz Frequency Range
- Attenuation 3±0.3 dB
- Max Power 1 Watts (CW)
- VSWR < 1.2:1

#### Applications

- Instrumentation
- Precision Measurements
- Prototyping and Characterization
- Production Systems

#### Description

Pasternack carries a wide range of fixed attenuators with a broad selection of attenuation levels, frequency ranges, and power dissipation ranges. RF microwave attenuators (also known as RF pads) lower the amplitude of a signal (attenuate) a known amount and can be used in a wide variety of applications. These attenuator pads are used when a signal needs to be reduced to protect measurement equipment or other circuitry, to extend the range of power meters and amplifiers, and to impedance match circuits by reducing the VSWR seen by adjacent components. RF attenuators can prevent signal overload in amplifiers, receivers and detectors, adjusting the signal level to a range that is optimal.

Few RF components are as commonly used as fixed coaxial attenuators, and Pasternack carries one of the largest in-stock varieties and ships them same day. The 3 dB Fixed Attenuator PE7002-3 is rated to 1 Watt and operates from DC to 3 GHz. The versatile coaxial package uses N male to N female connectors and is also REACH and RoHS compliant.

#### Electrical Specifications

Description	Minimum	Typical	Maximum	Units
Frequency Range	DC		3	GHz
Impedance		50		Ohms
Nominal Attenuation		3		dB
Attenuation Accuracy		±0.3		dB
VSWR			1.2:1	
Input Power, CW			1	Watts

#### Mechanical Specifications

##### Size

Length	2.24 in [56.9 mm]
Width/Diameter	0.81 in [20.57 mm]
Weight	0.158 lbs [71.67 g]
Body Material and Plating	Brass, Nickel

Click the following link (or enter part number in "SEARCH" on website) to obtain additional part information including price, inventory and certifications: [3 dB Fixed Attenuator, N Male to N Female Brass Nickel Body Rated to 1 Watt Up to 3 GHz PE7002-3](#)



3 dB Fixed Attenuator, N Male to N Female Brass  
Nickel Body Rated to 1 Watt Up to 3 GHz

RF Fixed Attenuators Technical Data Sheet

PE7002-3

**Configuration**

Design Fixed, Bidirectional  
Package Style Connectorized

**Connectors**

Description	Connector 1	Connector 2
Type	N Male	N Female
Contact Material and Plating	Brass, Gold	Beryllium Copper, Gold
Dielectric Type	PTFE	PTFE

**Environmental Specifications**

**Temperature**

Operating Range -30 to +70 deg C

**Compliance Certifications** (visit [www.Pasternack.com](http://www.Pasternack.com) for current document)

RoHS Compliant  
REACH Compliant 12/17/2015

**Plotted and Other Data**

Notes:

Click the following link (or enter part number in "SEARCH" on website) to obtain additional part information including price, inventory and certifications: [3 dB Fixed Attenuator, N Male to N Female Brass Nickel Body Rated to 1 Watt Up to 3 GHz PE7002-3](#)

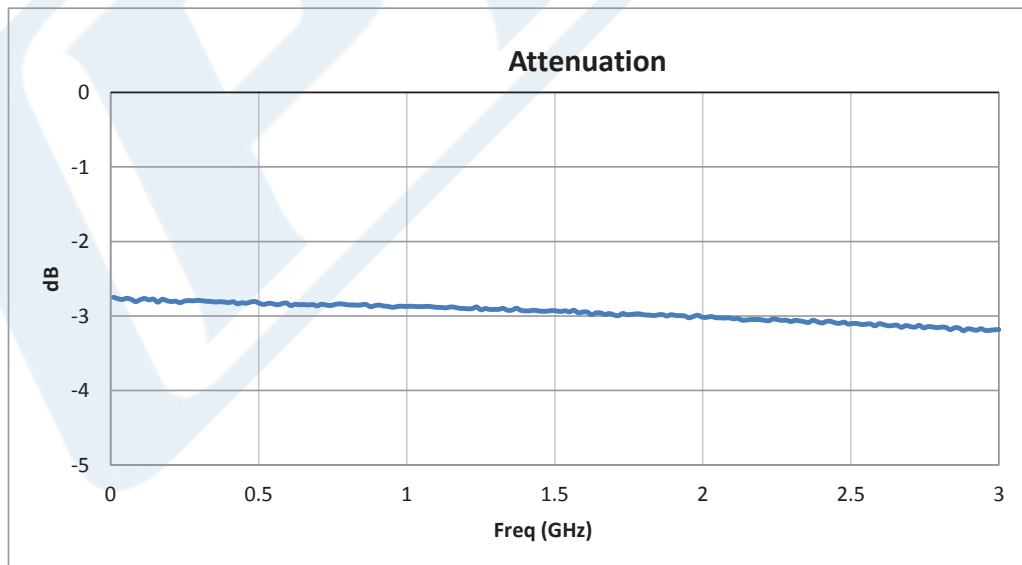
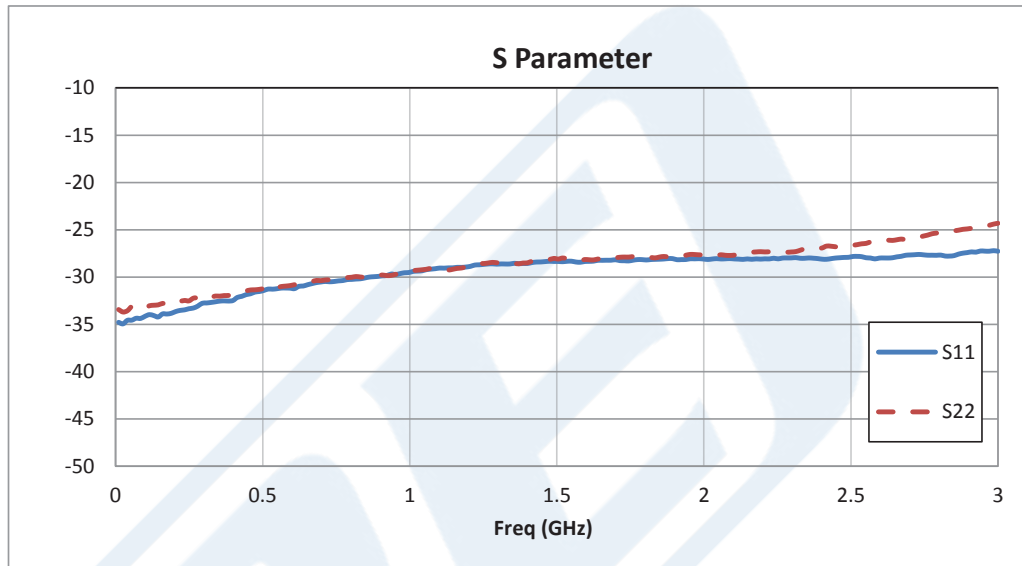


3 dB Fixed Attenuator, N Male to N Female Brass  
Nickel Body Rated to 1 Watt Up to 3 GHz

RF Fixed Attenuators Technical Data Sheet

PE7002-3

Typical Performance Data



Click the following link (or enter part number in "SEARCH" on website) to obtain additional part information including price, inventory and certifications: [3 dB Fixed Attenuator, N Male to N Female Brass Nickel Body Rated to 1 Watt Up to 3 GHz PE7002-3](#)



3 dB Fixed Attenuator, N Male to N Female Brass  
Nickel Body Rated to 1 Watt Up to 3 GHz

## RF Fixed Attenuators Technical Data Sheet

PE7002-3

3 dB Fixed Attenuator, N Male to N Female Brass Nickel Body Rated to 1 Watt Up to 3 GHz from Pasternack Enterprises has same day shipment for domestic and International orders. Our RF, microwave and millimeter wave products maintain a 99% availability and are part of the broadest selection in the industry.

Click the following link (or enter part number in "SEARCH" on website) to obtain additional part information including price, inventory and certifications: [3 dB Fixed Attenuator, N Male to N Female Brass Nickel Body Rated to 1 Watt Up to 3 GHz PE7002-3](http://www.pasternack.com/3db-fixed-n-female-n-male-1-watt-attenuator-pe7002-3-p.aspx)

URL: <http://www.pasternack.com/3db-fixed-n-female-n-male-1-watt-attenuator-pe7002-3-p.aspx>

# PE7002-3 CAD Drawing

3 dB Fixed Attenuator, N Male to N Female Brass

Nickel Body Rated to 1 Watt Up to 3 GHz

P/N	ATTEN.	FIGURE
PE7002-1	1 dB	1
PE7002-2	2 dB	1
PE7002-3	3 dB	1
PE7002-6	6 dB	1
PE7002-10	10 dB	1
PE7002-20	20 dB	1
PE7002-30	30 dB	1
PE7002-40	40 dB	1

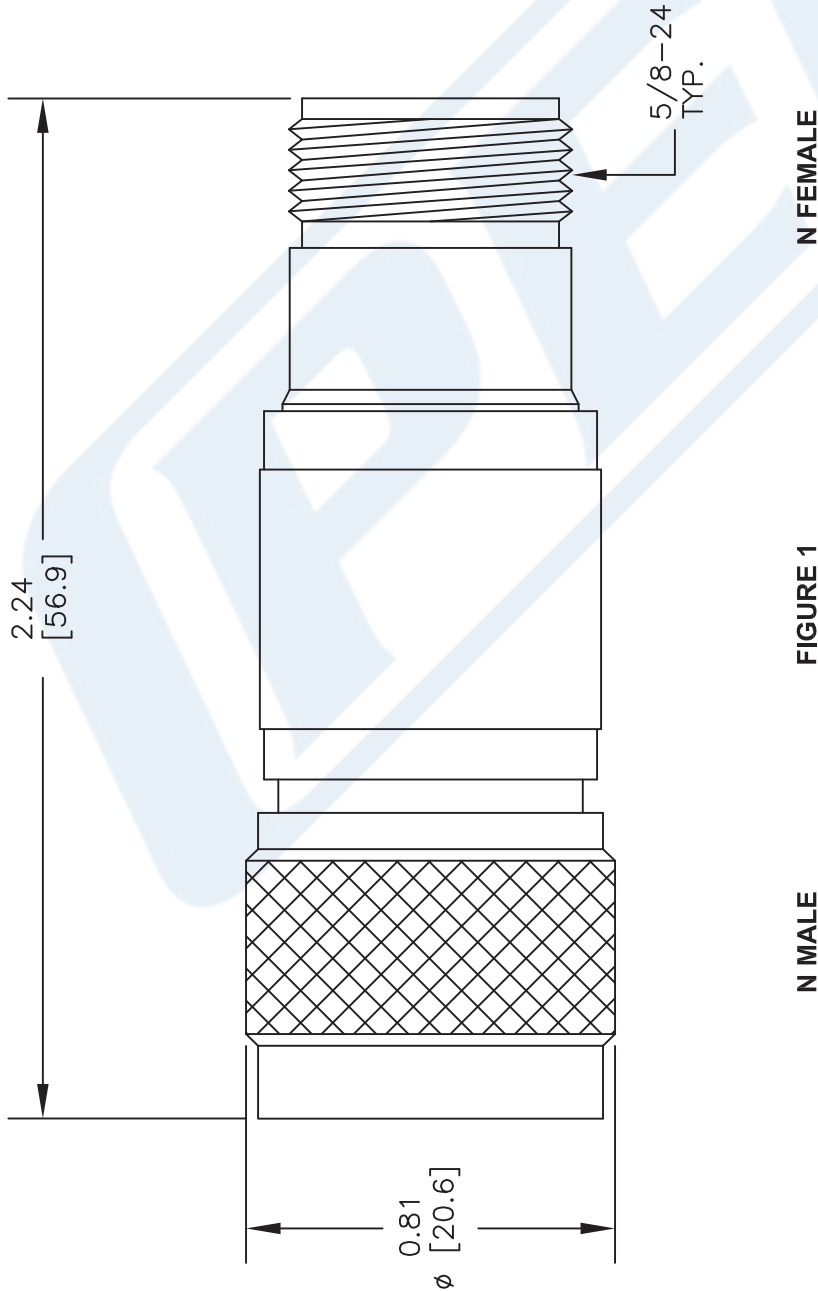


FIGURE 1

**STANDARD TOLERANCES**

- .X ±0.2
- .XX ±0.1
- .XXX ±0.05

\*STANDARD TOLERANCES APPLY ONLY TO DIMENSIONS IN INCHES



Pasternack Enterprises, Inc.  
 P.O. Box 16759 | Irvine | CA | 92623  
 Phone: (949) 261-1920 | Fax: (949) 261-7451  
 Website: www.pasternack.com | E-Mail: sales@pasternack.com

DWG TITLE

**PE7002**

NOTES:  
 1. UNLESS OTHERWISE SPECIFIED ALL DIMENSIONS ARE NOMINAL.  
 2. ALL SPECIFICATIONS ARE SUBJECT TO CHANGE WITHOUT NOTICE AT ANY TIME.  
 3. DIMENSIONS ARE IN INCHES [mm].

FSCM NO. 53919

CAD FILE 020816

SCALE N/A

SIZE A

150