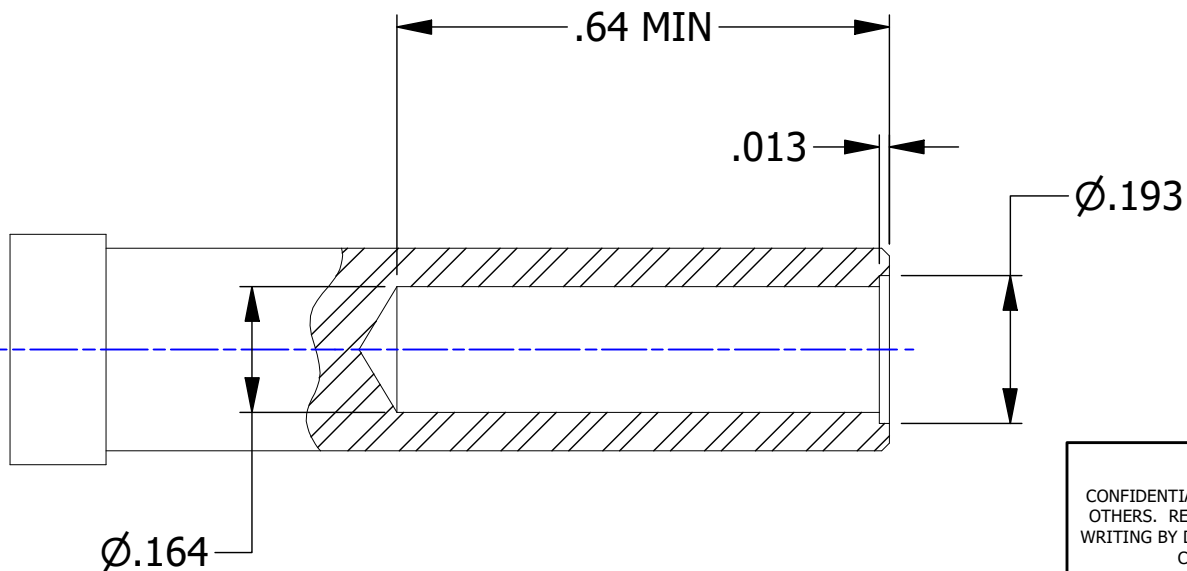
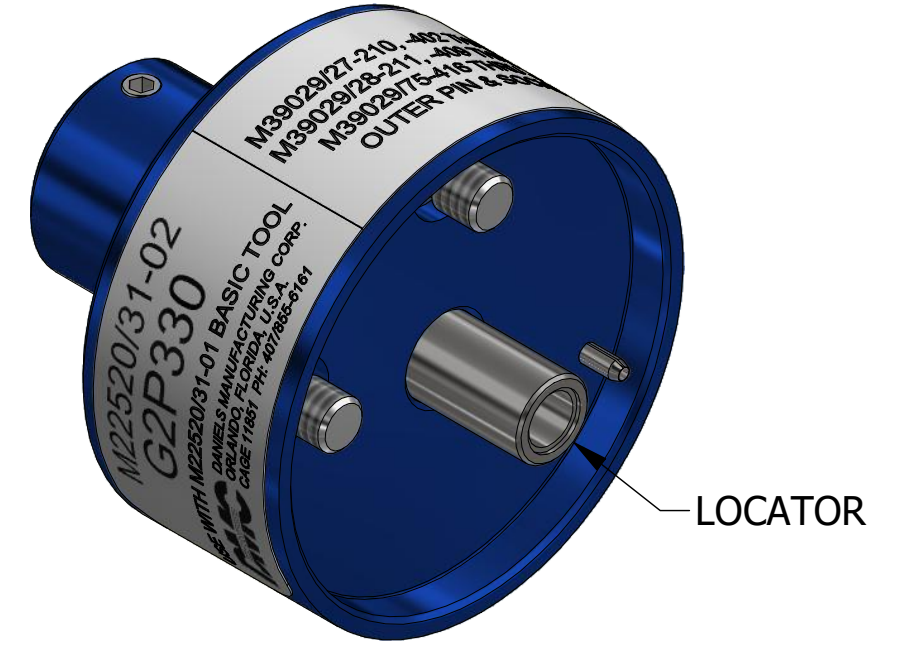



**UNCONTROLLED DOCUMENT
WILL NOT BE UPDATED**

DIMENSIONS IN INCHES - UNLESS OTHERWISE SPECIFIED

REVISIONS						
REV	ECO NO.	DESCRIPTION	BY	DATE	APP'D BY	DATE
2		REDRAWN	AAM	6/30/1993	DE	6/30/1993
3	25000	DATAPLATE UPDATED	TonyD	11/11/2020		



**M22520/31-02
G2P330**

USE WITH M22520/31-01 BASIC TOOL

DMC DANIELS MANUFACTURING CORP.
ORLANDO, FLORIDA, U.S.A.
CAGE 11851 PH: 407/855-6161

M39029/27-210, -402 THRU -408
M39029/28-211, -409 THRU -415
M39029/75-416 THRU -423
OUTER PIN & SOCKET

DATAPLATE

MATERIAL	ITEM	PART NO.	QTY.	DESCRIPTION / REMARKS
N/A	DRN. A. MOO-YOUNG CHK'D.	DATE 6/30/1993 DATE		DMC DANIELS MANUFACTURING CORP. ORLANDO, FLORIDA CAGE 11851
RESTRICTED & CONFIDENTIAL CONFIDENTIAL PROPERTY OF DANIELS MANUFACTURING CORP. NOT TO BE DISCLOSED TO OTHERS. REPRODUCTION OR USED FOR ANY OTHER PURPOSE EXCEPT AS AUTHORIZED IN WRITING BY DANIELS MANUFACTURING. MUST BE RETURNED TO DANIELS MANUFACTURING CORP. ON COMPLETION OF ORDER OR PURPOSES FOR WHICH LENT.	HEAT TREAT	N/A		NOTE: THIS DRAWING IS AN OUTLINE DRAWING OF THE RESPECTIVE DMC PART NUMBER INDICATED. ACTUAL DMC PART NUMBER IS CAD PART NUMBER WITHOUT THE "-ENV" SUFFIX
CREATED FROM AN INVENTOR MODEL. CHANGES MUST BE REFLECTED IN THE 3D PART	FINISH	N/A		TITLE SINGLE POSITION HEAD (M22520/31-02) ENVELOPE DRAWING WHERE USED: GS200-1 & GS200
DO NOT SCALE DRAWING				SIZE B SCALE 2:1 CAD P/N G2P330-ENV SHEET 1 OF 1 DWG. NO. G2P330 REV. 3