

AC Filter 2-Stage, DIN Rail Mounting, Very Broad Band Attenuation



See below:
[Approvals and Compliances](#)

Description

- Line filter in standard or industrial version
- 2 stage
- Very high attenuation
- broadband

Characteristics

- Protection against interference voltage from the mains
- Possible interferences generated in the equipment are strongly attenuated
- Especially designed for electric switch and control cabinets
- Suitable for use in equipment according to IEC/UL 62368-1

References

We recommend for new applications the type [FPBB RAIL](#)

Weblinks

[pdf data sheet](#), [html datasheet](#), [General Product Information](#), [Approvals](#), [Distributor-Stock-Check](#), [Detailed request for product](#), [Microsite](#)

Technical Data

Ratings IEC	1 - 10A @ Ta 40 °C / 250VAC; 50Hz
Ratings UL/CSA	1 - 10A @ Ta 40 °C / 125/250VAC; 60Hz
Leakage Current	standard < 0.25mA (250V / 50Hz)
Dielectric Strength	1.7 kVDC between L-N 2.7 kVDC between L/N-PE Test voltage (2 sec)
Allowable Operation Temperature	-25 °C to 100 °C
Climatic Category	25/100/21 acc. to IEC 60068-1
IP-Protection	IP20 IEC 60529
Protection Class	Suitable for appliances with protection class I acc. to IEC 61140
Terminal	Bolts and nuts M4, Quick connect terminal for PE
Material	Metal

Line Filter	Standard and Industrial Version, IEC 60939, UL 1283, CSA C22.2 no. 8 Technical Details
MTBF	> 200'000h acc. to MIL-HB-217 F

Approvals and Compliances



Detailed information on product approvals, code requirements, usage instructions and detailed test conditions can be looked up in [Details about Approvals](#)

SCHURTER products are designed for use in industrial environments. They have approvals from independent testing bodies according to national and international standards. Products with specific characteristics and requirements such as required in the automotive sector according to IATF 16949, medical technology according to ISO 13485 or in the aerospace industry can be offered exclusively with customer-specific, individual agreements by SCHURTER.

Approvals





The approval mark is used by the testing authorities to certify compliance with the safety requirements placed on electronic products.

Approval Reference Type: FMBB Rail

Approval Logo	Certificates	Certification Body	Description
	VDE Approvals	VDE	Certificate Number: 40030734
	UL Approvals	UL	UR File Number: E72928

Product standards

Product standards that are referenced

Organization	Design	Standard	Description
	Designed according to	IEC 60939	Passive filters for suppressing electromagnetic interference
	Designed according to	IEC 60127-6	Miniature fuses. Part 6. Fuse-holders for miniature fuse-links
	Designed according to	UL 1283	Electromagnetic interference filters
	Designed according to	CSA C22.2 no. 8	Electromagnetic interference (EMI) filters






Application standards

Application standards where the product can be used

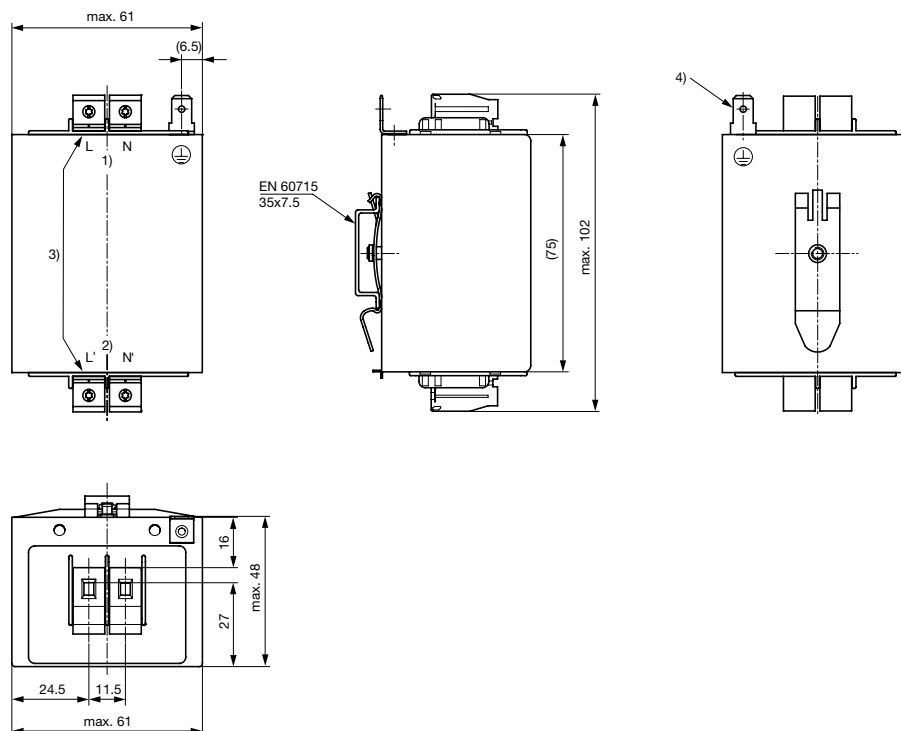
Organization	Design	Standard	Description
	Suitable for applications acc.	IEC/UL 62368-1	Audio/video, information and communication technology equipment - Part 1: Safety requirements

Compliances

The product complies with following Guide Lines

Identification	Details	Initiator	Description
	CE declaration of conformity	SCHURTER AG	The CE marking declares that the product complies with the applicable requirements laid down in the harmonisation of Community legislation on its affixing in accordance with EU Regulation 765/2008.
	UKCA declaration of conformity	SCHURTER AG	The UKCA marking declares that the product complies with the applicable requirements laid down in the British Amendment of Regulation (EC) 765/2008.
	RoHS	SCHURTER AG	Directive RoHS 2011/65/EU, Amendment (EU) 2015/863
	China RoHS	SCHURTER AG	The law SJ / T 11363-2006 (China RoHS) has been in force since 1 March 2007. It is similar to the EU directive RoHS.
	REACH	SCHURTER AG	On 1 June 2007, Regulation (EC) No 1907/2006 on the Registration, Evaluation, Authorization and Restriction of Chemicals 1 (abbreviated as "REACH") entered into force.

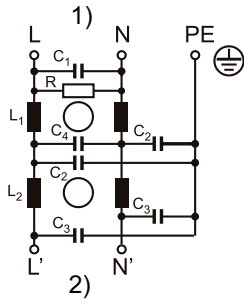
Dimension [mm]



- 1) Line
- 2) Load
- 3) Tightening torque 0.6-0.8 Nm, Screw 4mm²
- 4) Quick connect terminal 6.3x0.8mm

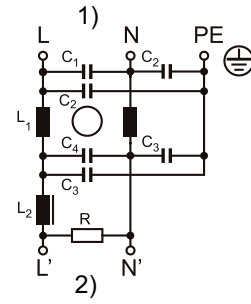
Diagrams

S2



1) Line
 2) Load

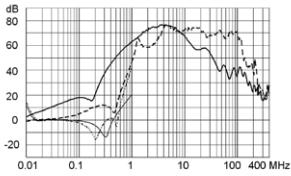
S1



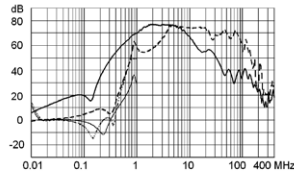
1) Line
 2) Load

Attenuation Loss 0.1/100Ω differential mode 100/0.1Ω differential mode - - - 50Ω differential mode ____ 50Ω common mode
 Standard version

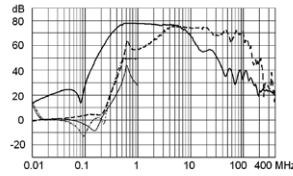
10 A (S2)



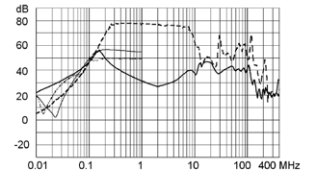
6 A (S2)



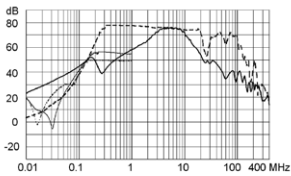
3 A (S2)



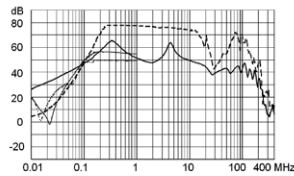
3 A (S1)



2 A (S1)

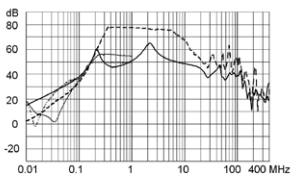


1 A (S1)

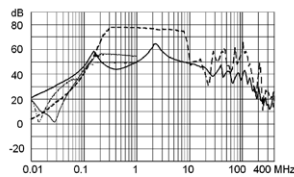


Industrial version

6 A (S1)



4 A (S1)



All Variants

Rated Current [A]	Filter-Type	Leakage Current [mA] 1)	L [mH]	C1 (X2) [nF]	C2 (Y2) [nF]	C3 (Y2) [nF]	C4 (Y2) [nF]	R [MΩ]	Diagram	Ri [mΩ]	Power Loss [W]	Weight [g]	Screw clamps [mm ²] 2)	Order Number
1	Standard version	0.25	2 x 15	100	1.5	1	470	1	S1	1340	2	340 g	4	5500.2263
2	Standard version	0.25	2 x 10	100	1.5	1	470	1	S1	350	2.9	375 g	4	5500.2264
3	Standard version	0.25	2 x 12	100	1.5	1	680	1	S1	375	4.4	415 g	4	5500.2265
3	Standard version	0.25	2 x 2	100	1.5	1	100	1	S2	130	2.3	355 g	4	5500.2268
4	Industrial version	1.5	2 x 10	100	10	4.7	680	1	S1	215	4.2	435 g	4	5500.2266
6	Standard version	0.25	2 x 0.8	100	1.5	1	100	1	S2	40	2.9	355 g	4	5500.2269
6	Industrial version	1.5	2 x 6	100	10	4.7	680	1	S1	80	4	485 g	4	5500.2267
10	Standard version	0.25	2 x 0.4	100	1.5	1	100	1	S2	15	3	370 g	4	5500.2270

Most Popular.

Rated Current [A]	Filter-Type	Leakage Current [mA] 1)	L [mH]	C1 (X2) [nF]	C2 (Y2) [nF]	C3 (Y2) [nF]	C4 (Y2) [nF]	R [M Ω]	Diagram	Ri [m Ω]	Power Loss [W]	Weight [g]	Screw clamps [mm2] 2)	Order Number
-------------------	-------------	-------------------------	--------	--------------	--------------	--------------	--------------	-----------------	---------	------------------	----------------	------------	-----------------------	--------------

Availability for all products can be searched real-time: <https://www.schurter.com/en/Stock-Check/Stock-Check-SCHURTER>

- 1) Leakage current acc. IEC60950 - 5.2.3 - Annex D (situation when neutral is interrupted)
- 2) Maximum conductor cross section (wire gauge) to be used; a comparative table for AWG and mm² values can be found in the general product information <https://www.schurter.com/en/FAQ#10>

Packaging unit	5 Pcs
-----------------------	-------