

Low Pass Filter

NLP-450+

50Ω DC to 400 MHz

Maximum Ratings

Operating Temperature	-55°C to 100°C
Storage Temperature	-55°C to 100°C
RF Power Input	0.5W max.

Permanent damage may occur if any of these limits are exceeded.

Features

- rugged shielded case
- other NLP models available with wide selection of cut-off frequencies

Applications

- lab use
- test equipment
- video equipment



Generic photo used for illustration purposes only

CASE STYLE: FF57

Connectors	Model
N-Type	NLP-450+

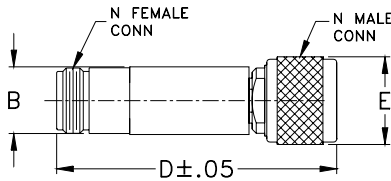
+RoHS Compliant

The +Suffix identifies RoHS Compliance. See our web site for RoHS Compliance methodologies and qualifications

Low Pass Filter Electrical Specifications

PASSBAND (MHz)	fco (MHz) Nom.	STOPBAND (MHz)		VSWR (:1)	
		(loss > 20 dB)	(loss > 40 dB)	Passband Typ.	Stopband Typ.
DC-400	440	580-750	750-1800	1.7	18

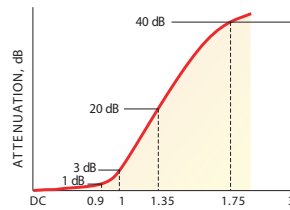
Outline Drawing



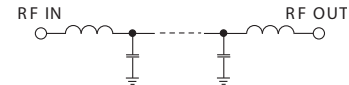
Outline Dimensions (inch/mm)

B	D	E	wt
.67	2.90	.82	grams
17.02	73.66	20.83	90.0

typical frequency response

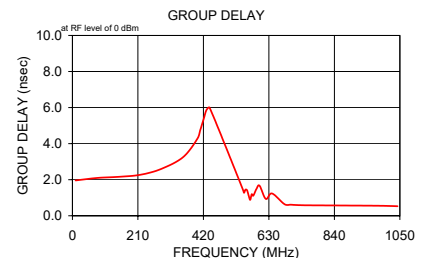
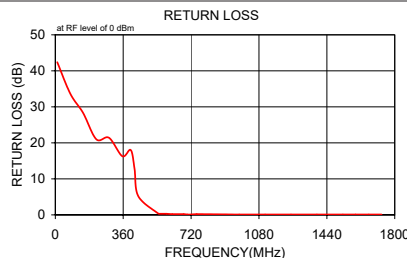


electrical schematic



typical Performance Data

Frequency (MHz)	Return Loss (dB)	Frequency (MHz)	Group Delay (nsec)
10.00	42.4	10.00	1.96
80.00	33.6	80.00	2.10
147.50	28.3	147.50	2.16
217.50	21.0	217.50	2.27
285.00	21.4	285.00	2.60
355.00	16.3	355.00	3.25
400.00	18.0	400.00	4.26
420.00	12.8	410.00	4.76
440.00	5.2	420.00	5.32
545.00	0.4	430.00	5.87
555.00	0.3	440.00	5.99
565.00	0.3	545.00	1.52
570.00	0.3	550.00	1.28
575.00	0.3	555.00	1.45
580.00	0.3	560.00	1.42
590.00	0.3	565.00	1.12
620.00	0.2	570.00	0.88
680.00	0.2	575.00	1.20
700.00	0.1	580.00	1.11
720.06	0.1	590.00	1.48
750.00	0.2	600.00	1.67
975.00	0.1	620.00	0.93
1112.50	0.1	640.00	1.24
1250.00	0.1	680.00	0.64
1387.50	0.1	700.00	0.62
1525.00	0.1	720.00	0.59
1592.50	0.1	750.00	0.58
1662.50	0.1	975.00	0.56
1730.00	0.1	1042.50	0.53
1800.00	0.1	1112.50	0.52



Notes

- Performance and quality attributes and conditions not expressly stated in this specification document are intended to be excluded and do not form a part of this specification document.
- Electrical specifications and performance data contained in this specification document are based on Mini-Circuit's applicable established test performance criteria and measurement instructions.
- The parts covered by this specification document are subject to Mini-Circuits standard limited warranty and terms and conditions (collectively, "Standard Terms"); Purchasers of this part are entitled to the rights and benefits contained therein. For a full statement of the Standard Terms and the exclusive rights and remedies thereunder, please visit Mini-Circuits' website at www.minicircuits.com/WCLStore/terms.jsp

