

Connectorized Band Stop Filter

NSBP-108+

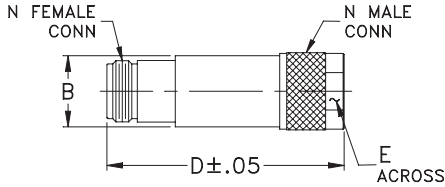
50Ω 88 to 108 MHz

Maximum Ratings

Operating Temperature	-55°C to 100°C
Storage Temperature	-55°C to 100°C
RF Power Input	0.5W at 25°C

Permanent damage may occur if any of these limits are exceeded.

Outline Drawing

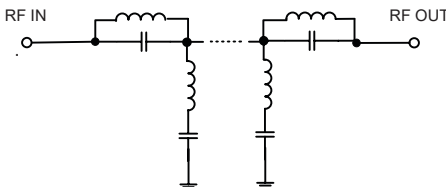


Outline Dimensions (inch/mm)

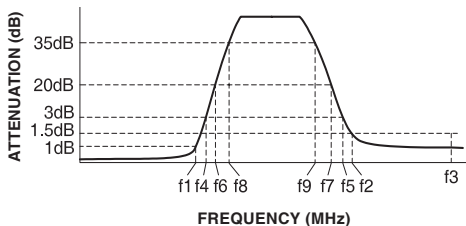
A	B	C	D	E	Wt.
--	.71	--	2.43	.718	grams
--	18.03	--	61.72	18.24	73

Note: Please refer to case style drawing for details

Functional Schematic



Typical Frequency Response



Features

- High FM Frequency Rejection
- Good Return Loss, 20 dB Typ @ Pass Band

Application

- FM Radio Rejection
- Transmitters/Receivers
- Lab Use



Generic photo used for illustration purposes only

CASE STYLE: FF967

Connectors	Model
N-type	NSBP-108+

+RoHS Compliant

The +Suffix identifies RoHS Compliance. See our web site for RoHS Compliance methodologies and qualifications

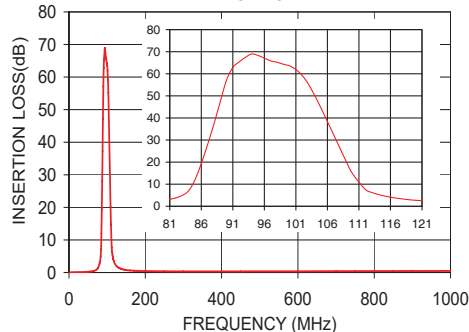
Band Stop Filter Electrical Specifications (T_{AMB} = 25°C)

MODEL NO.	STOPBANDS (MHz)		Loss 3dB Typ. f4, f5	PASSBANDS (MHz)		VSWR (:1)	
	(Loss > 20dB) f6-f7	(Loss > 35dB) f8-f9		Loss < 1dB f1	Loss < 1.5dB f2,f3	Stopband Typ.	Passband Typ.
NSBP-108+	88-108	89-105	81 & 120	65	140-1000	3.4	1.3

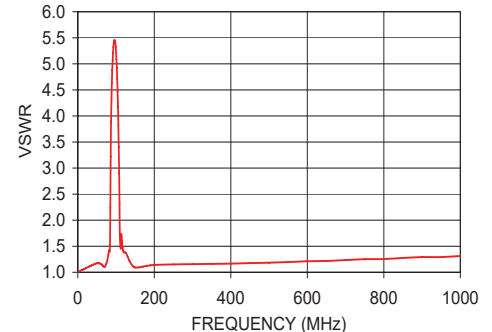
Typical Performance Data at 25°C

Frequency (MHz)	Insertion Loss (dB)	VSWR (:1)
1	0.02	1.01
65	0.48	1.13
70	0.72	1.10
75	1.21	1.18
81	3.11	1.39
83	4.96	1.40
87	27.99	3.88
88	37.25	4.32
89	47.24	4.64
90	57.09	4.88
105	44.40	4.17
108	26.23	2.90
109	20.24	2.32
116	4.13	1.56
120	2.72	1.38
140	1.00	1.16
150	0.76	1.09
300	0.34	1.16
600	0.37	1.21
1000	0.49	1.31

NSBP-108+
INSERTION LOSS



NSBP-108+
VSWR



Notes

- Performance and quality attributes and conditions not expressly stated in this specification document are intended to be excluded and do not form a part of this specification document.
- Electrical specifications and performance data contained in this specification document are based on Mini-Circuits' applicable established test performance criteria and measurement instructions.
- The parts covered by this specification document are subject to Mini-Circuits standard limited warranty and terms and conditions (collectively, "Standard Terms"); Purchasers of this part are entitled to the rights and benefits contained therein. For a full statement of the Standard Terms and the exclusive rights and remedies thereunder, please visit Mini-Circuits' website at www.minicircuits.com/MCLStore/terms.jsp



www.minicircuits.com P.O. Box 350166, Brooklyn, NY 11235-0003 (718) 934-4500 sales@minicircuits.com

REV.D
ECO-004610
EDU-0409
NSBP-108+
RAV/URJ
201017
Page 1 of 1