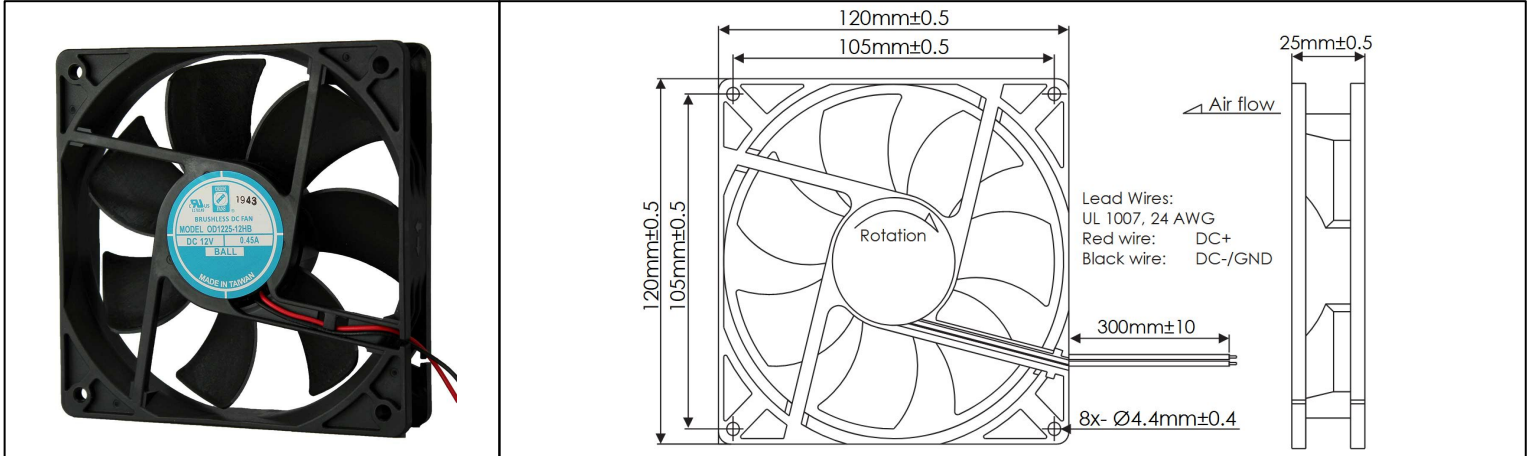


OD1225 Series



DC Fans - 12, 24, 48V
120mm x 25mm (4.7" x 1.0")



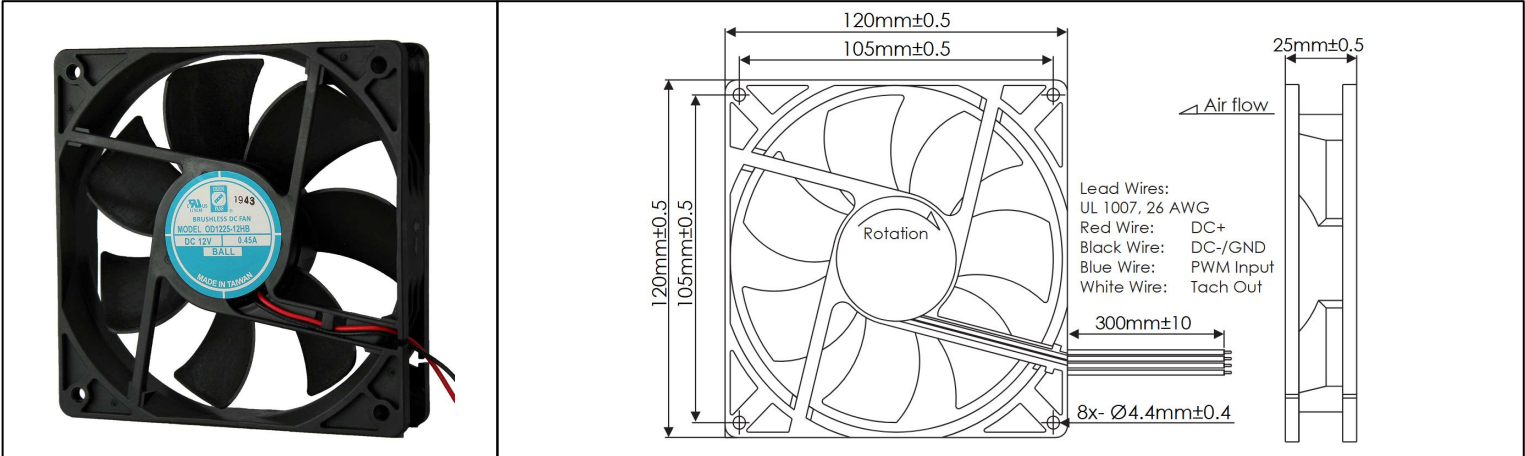
Frame	PBT, UL94 V-0 Plastic	Operating Temperature -20°C ~ +65°C Storage Temperature -25°C ~ +75°C Life Expectancy 60,000 Hours (L10 at 35°C) Available Options PWM Speed Control Input Tachometer Output Alarm Output IP Ratings Sealed Sleeve Bearings 5 Volt Weight: 0.34 lbs	
Impeller	PBT, UL94 V-0 Plastic		
Connection	2x Lead Wires, 24 AWG		
Motor	Brushless DC, Auto Cutoff, Auto Restart, Polarity Protected, Electronically Protected		
Bearing System	Ball Bearings		
Dielectric Strength	500VDC/min, <1mA		
Insulation Resistance	≥10MΩ @ 500 VDC		

Part Number	Rated Voltage (Volts DC)	Voltage Range (Volts DC)	Input Power (Watts)(Max)	Rated Current (Amps)(Max)	Rated Speed (RPM)	Max Airflow (CFM)	Noise Level (dBA)	Max Static Pressure ("H ₂ O)
OD1225-12HB	12	8 ~ 13.8	5.4 (7.6)	0.45 (0.63)	3100	120	42	0.24
OD1225-12MB	12	8 ~ 13.8	4.2 (5.8)	0.35 (0.48)	2500	90	35	0.19
OD1225-12LB	12	8 ~ 13.8	2.4 (3.2)	0.20 (0.27)	1900	70	25	0.15
OD1225-24HB	24	15 ~ 26	5.5 (7.7)	0.23 (0.32)	3100	120	42	0.24
OD1225-24MB	24	15 ~ 26	4.1 (5.5)	0.17 (0.23)	2500	90	35	0.19
OD1225-24LB	24	15 ~ 26	2.4 (3.4)	0.10 (0.14)	1900	70	25	0.15
OD1225-48HB	48	28 ~ 52	4.5 (8.6)	0.09 (0.18)	3100	120	42	0.24
OD1225-48MB	48	28 ~ 52	3.4 (4.3)	0.07 (0.09)	2500	90	35	0.19
OD1225-48LB	48	28 ~ 52	2.9 (3.8)	0.06 (0.08)	1900	70	25	0.15

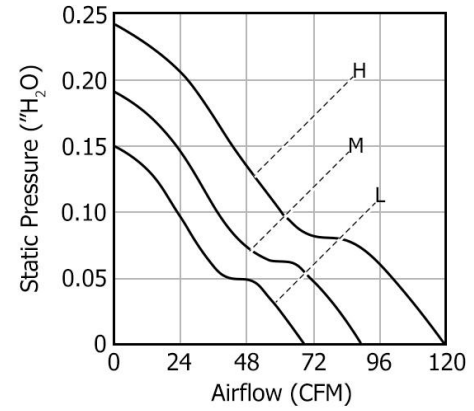
OD1225 Series with PWM and Tach



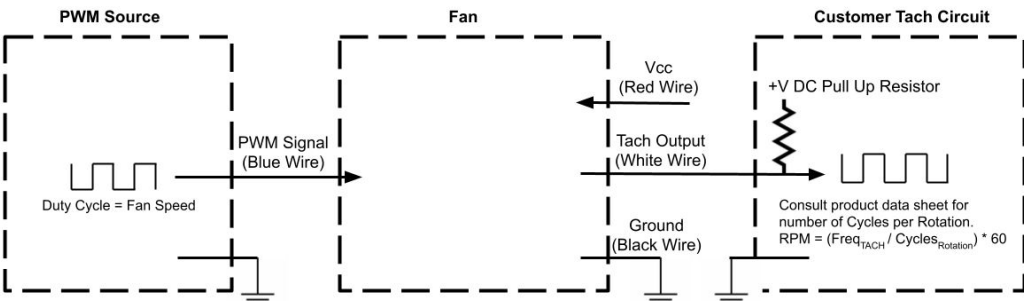
DC Fans - 12, 24, 48V
120mm x 25mm (4.7" x 1.0")



Frame	PBT, UL94 V-0 Plastic	Operating Temperature -20°C ~ +65°C Storage Temperature -25°C ~ +75°C Life Expectancy 60,000 Hours (L10 at 35°C) Installed Options PWM Speed Control Input Open Collector Tach Output Available Options 5V TTL Tach Output Weight: 0.34 lbs
Impeller	PBT, UL94 V-0 Plastic	
Connection	4x Lead Wires, 26 AWG	
Motor	Brushless DC, Auto Cutoff, Auto Restart, Polarity Protected, Electronically Protected	
Bearing System	Ball Bearings	
Dielectric Strength	500VDC/min, <1mA	
Insulation Resistance	≥10MΩ @ 500 VDC	



Part Number	Rated Voltage (Volts DC)	Voltage Range (Volts DC)	Input Power (Watts)(Max)	Rated Current (Amps)(Max)	Rated Speed (RPM)	Max Airflow (CFM)	Noise Level (dBA)	Max Static Pressure ("H ₂ O)
OD1225-12HB10A	12	8 ~ 13.8	5.4 (7.6)	0.45 (0.63)	3100	120	42	0.24
OD1225-12MB10A	12	8 ~ 13.8	4.2 (5.8)	0.35 (0.48)	2500	90	35	0.19
OD1225-12LB10A	12	8 ~ 13.8	2.4 (3.2)	0.20 (0.27)	1900	70	25	0.15
OD1225-24HB10A	24	15 ~ 26	5.5 (7.7)	0.23 (0.32)	3100	120	42	0.24
OD1225-24MB10A	24	15 ~ 26	4.1 (5.5)	0.17 (0.23)	2500	90	35	0.19
OD1225-24LB10A	24	15 ~ 26	2.4 (3.4)	0.10 (0.14)	1900	70	25	0.15
OD1225-48HB10A	48	28 ~ 52	4.5 (8.6)	0.09 (0.18)	3100	120	42	0.24
OD1225-48MB10A	48	28 ~ 52	3.4 (4.3)	0.07 (0.09)	2500	90	35	0.19
OD1225-48LB10A	48	28 ~ 52	2.9 (3.8)	0.06 (0.08)	1900	70	25	0.15

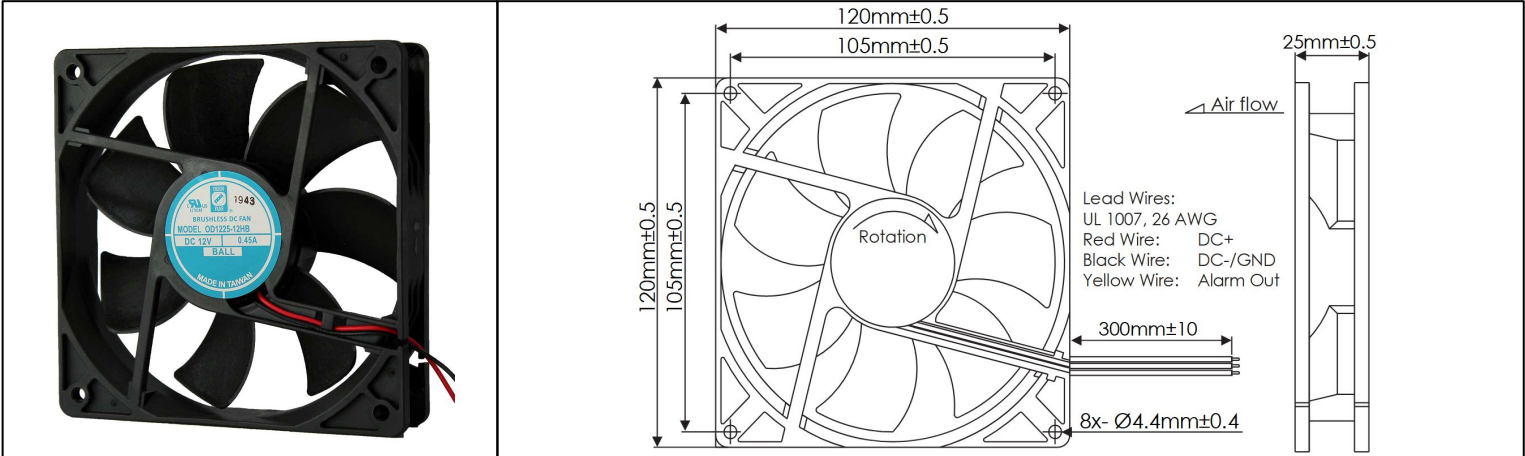


- Tach Max Pullup Voltage: Fan Vcc
- Tach Max Sink Current: 5mA
- Tach Cycles per Rotation: 2
- PWM Max High Voltage: 5V
- PWM Max Sink Current: 5mA
- PWM Frequency Range: 1KHz-100KHz
- PWM Typical Frequency: 25KHz
- RPM at 0% Duty Cycle: 0 RPM
- RPM will be full speed if PWM input is disconnected.
- RPM will be 0 RPM if PWM input is grounded.

OD1225 Series with Alarm

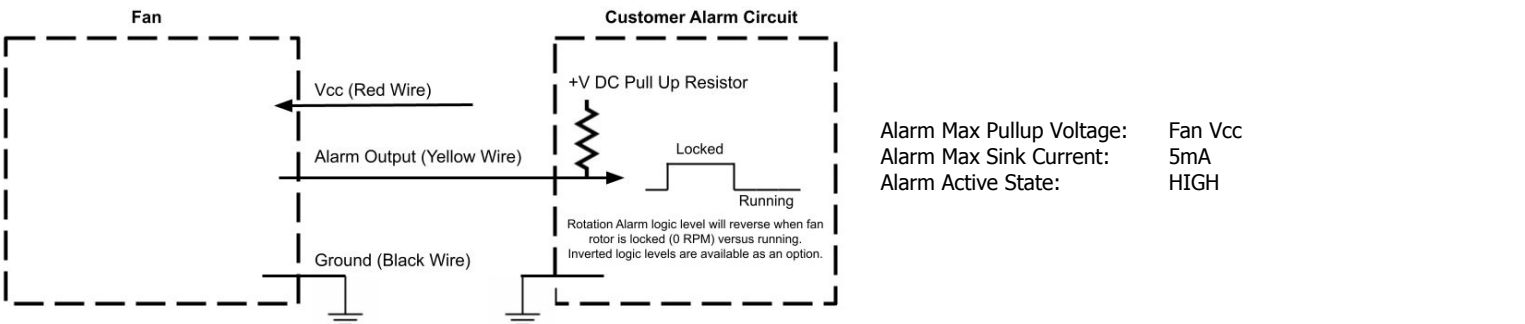


DC Fans - 12, 24, 48V
120mm x 25mm (4.7" x 1.0")



Frame	PBT, UL94 V-0 Plastic	Operating Temperature -20°C ~ +65°C Storage Temperature -25°C ~ +75°C Life Expectancy 60,000 Hours (L10 at 35°C) Installed Options Open Collector Alarm Output Available Options Inverted Alarm Logic 5V TTL Alarm Output Weight: 0.34 lbs	
Impeller	PBT, UL94 V-0 Plastic		
Connection	3x Lead Wires, 26 AWG		
Motor	Brushless DC, Auto Cutoff, Auto Restart, Polarity Protected, Electronically Protected		
Bearing System	Ball Bearings		
Dielectric Strength	500VDC/min, <1mA		
Insulation Resistance	≥10MΩ @ 500 VDC		

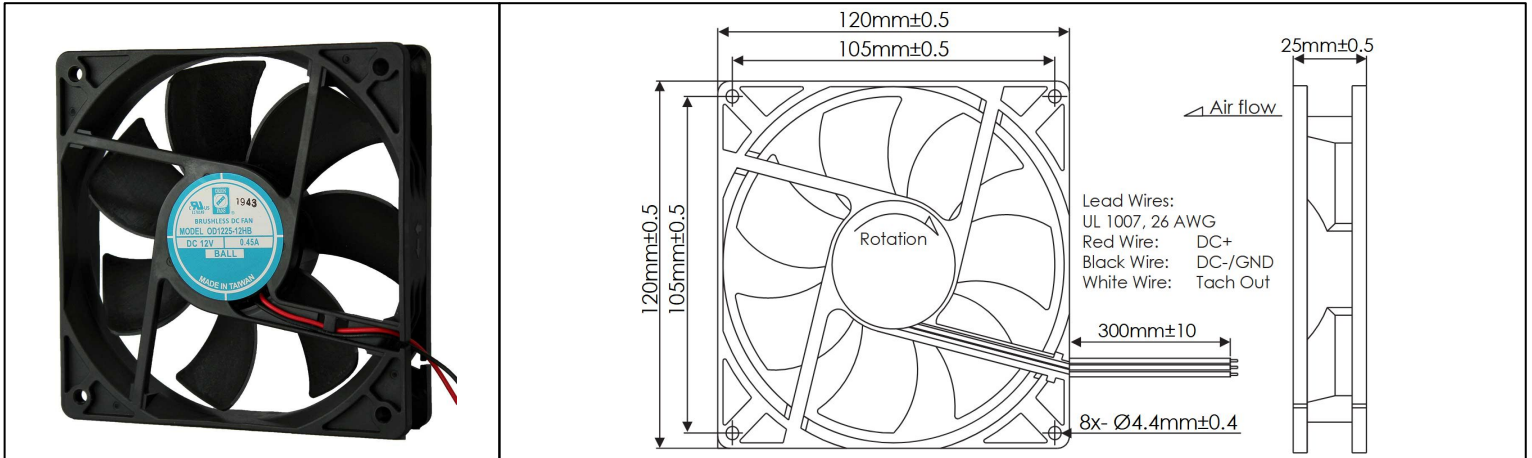
Part Number	Rated Voltage (Volts DC)	Voltage Range (Volts DC)	Input Power (Watts)(Max)	Rated Current (Amps)(Max)	Rated Speed (RPM)	Max Airflow (CFM)	Noise Level (dBA)	Max Static Pressure ("H ₂ O)
OD1225-12HB02A	12	8 ~ 13.8	5.4 (7.6)	0.45 (0.63)	3100	120	42	0.24
OD1225-12MB02A	12	8 ~ 13.8	4.2 (5.8)	0.35 (0.48)	2500	90	35	0.19
OD1225-12LB02A	12	8 ~ 13.8	2.4 (3.2)	0.20 (0.27)	1900	70	25	0.15
OD1225-24HB02A	24	15 ~ 26	5.5 (7.7)	0.23 (0.32)	3100	120	42	0.24
OD1225-24MB02A	24	15 ~ 26	4.1 (5.5)	0.17 (0.23)	2500	90	35	0.19
OD1225-24LB02A	24	15 ~ 26	2.4 (3.4)	0.10 (0.14)	1900	70	25	0.15
OD1225-48HB02A	48	28 ~ 52	4.5 (8.6)	0.09 (0.18)	3100	120	42	0.24
OD1225-48MB02A	48	28 ~ 52	3.4 (4.3)	0.07 (0.09)	2500	90	35	0.19
OD1225-48LB02A	48	28 ~ 52	2.9 (3.8)	0.06 (0.08)	1900	70	25	0.15



OD1225 Series with Tachometer

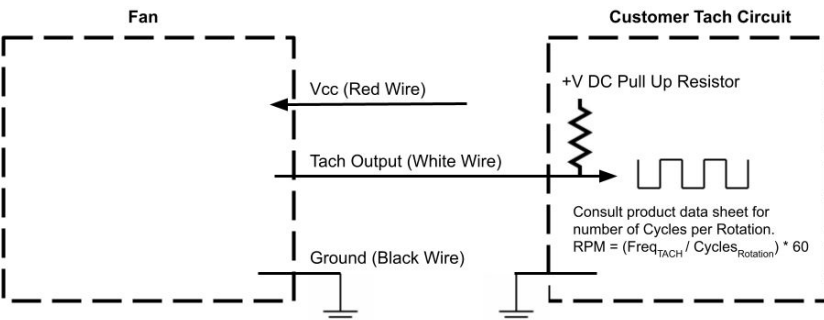


DC Fans - 12, 24, 48V
120mm x 25mm (4.7" x 1.0")



Frame	PBT, UL94 V-0 Plastic	Operating Temperature -20°C ~ +65°C Storage Temperature -25°C ~ +75°C Life Expectancy 60,000 Hours (L10 at 35°C) Installed Options Open Collector Tach Output Available Options 5V TTL Tach Output Weight: 0.34 lbs	
Impeller	PBT, UL94 V-0 Plastic		
Connection	3x Lead Wires, 26 AWG		
Motor	Brushless DC, Auto Cutoff, Auto Restart, Polarity Protected, Electronically Protected		
Bearing System	Ball Bearings		
Dielectric Strength	500VDC/min, <1mA		
Insulation Resistance	≥10MΩ @ 500 VDC		

Part Number	Rated Voltage (Volts DC)	Voltage Range (Volts DC)	Input Power (Watts)(Max)	Rated Current (Amps)(Max)	Rated Speed (RPM)	Max Airflow (CFM)	Noise Level (dBA)	Max Static Pressure ("H ₂ O)
OD1225-12HB01A	12	8 ~ 13.8	5.4 (7.6)	0.45 (0.63)	3100	120	42	0.24
OD1225-12MB01A	12	8 ~ 13.8	4.2 (5.8)	0.35 (0.48)	2500	90	35	0.19
OD1225-12LB01A	12	8 ~ 13.8	2.4 (3.2)	0.20 (0.27)	1900	70	25	0.15
OD1225-24HB01A	24	15 ~ 26	5.5 (7.7)	0.23 (0.32)	3100	120	42	0.24
OD1225-24MB01A	24	15 ~ 26	4.1 (5.5)	0.17 (0.23)	2500	90	35	0.19
OD1225-24LB01A	24	15 ~ 26	2.4 (3.4)	0.10 (0.14)	1900	70	25	0.15
OD1225-48HB01A	48	28 ~ 52	4.5 (8.6)	0.09 (0.18)	3100	120	42	0.24
OD1225-48MB01A	48	28 ~ 52	3.4 (4.3)	0.07 (0.09)	2500	90	35	0.19
OD1225-48LB01A	48	28 ~ 52	2.9 (3.8)	0.06 (0.08)	1900	70	25	0.15



Tach Max Pullup Voltage: Fan Vcc
Tach Max Sink Current: 5mA
Tach Cycles per Rotation: 2