



2 Way Broadband Combiner from 20 MHz to 1 GHz SMA

RF Combiners Technical Data Sheet

PE20S0001

Features

- 20 to 1000 MHz Frequency
- 100 watt max power
- Insertion Loss: < 0.60 dB
- Phase Balance: ± 5 degrees
- Amplitude Balance: ± 0.3 dB
- Isolation: >15 dB
- High Power Handling Capability

Applications

- Communications Systems
- Power Combining
- PCS,GSM,LTE, Cellular
- Amplifier Systems
- Amplifier Power Combining
- Wireless Infrastructures
- Defence Applications

Description

PE20S0001 is a passive 2 way High Power Broadband RF Combiner with 50 ohm SMA connectors operating from 20 to 1000 MHz, with max power at 100 watts. The PE20S0001 has greater than 15 dB typical isolation, less than 0.60 dB typical low insertion loss and a Max VSWR of 1.30:1; along with a phase balance of ± 5 degrees and an amplitude balance of ± 0.3 dB. The RF Combiner operates in a temperature range from -55°C to 85°C, with a foot print of 3.25"x2"x1.10".

Electrical Specifications

Design	Reactive
Number of Input Ports	2

Description	Minimum	Typical	Maximum	Units
Frequency Range	20		1,000	MHz
Impedance		50		Ohms
Output VSWR			1.3:1	
Insertion Loss			0.6	dB
Isolation	15			dB
Amplitude Balance		± 0.3		dB
Phase Balance		± 5		Degrees
Power Handling (CW)			100	Watts

**See Electrical Notes

Electrical Specification Notes:
The device is intended for coherent signal combining.

Click the following link (or enter part number in "SEARCH" on website) to obtain additional part information including price, inventory and certifications: [2 Way Broadband Combiner from 20 MHz to 1 GHz SMA PE20S0001](#)



2 Way Broadband Combiner from 20 MHz to 1 GHz SMA

RF Combiners Technical Data Sheet

PE20S0001

Mechanical Specifications

Size

Length	3.25 in [82.55 mm]
Width	1.1 in [27.94 mm]
Height	2 in [50.8 mm]
Weight	0.546 lbs [247.66 g]

Housing Material and Plating Aluminum Alloy

Configuration

Input Connector	SMA Female
Output Connectors	SMA Female

Environmental Specifications

Temperature

Operating Range	-55 to +85 deg C
-----------------	------------------

Compliance Certifications (see [product page](#) for current document)

Plotted and Other Data

Notes:

Click the following link (or enter part number in "SEARCH" on website) to obtain additional part information including price, inventory and certifications: [2 Way Broadband Combiner from 20 MHz to 1 GHz SMA PE20S0001](#)

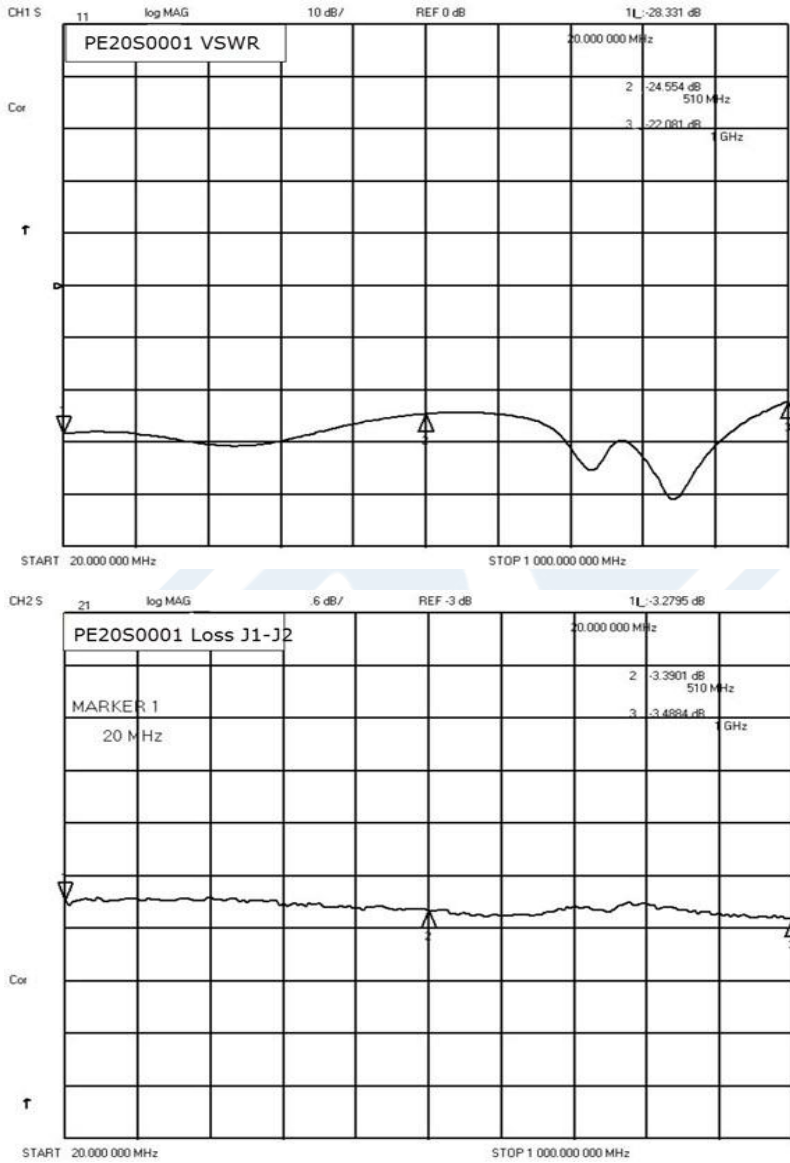


2 Way Broadband Combiner from 20 MHz to 1 GHz SMA

RF Combiners Technical Data Sheet

PE20S0001

Typical Performance Data



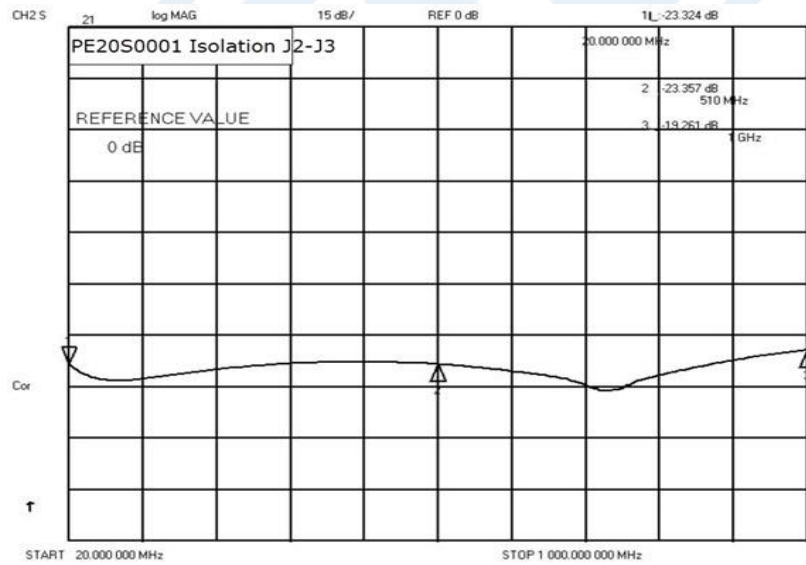
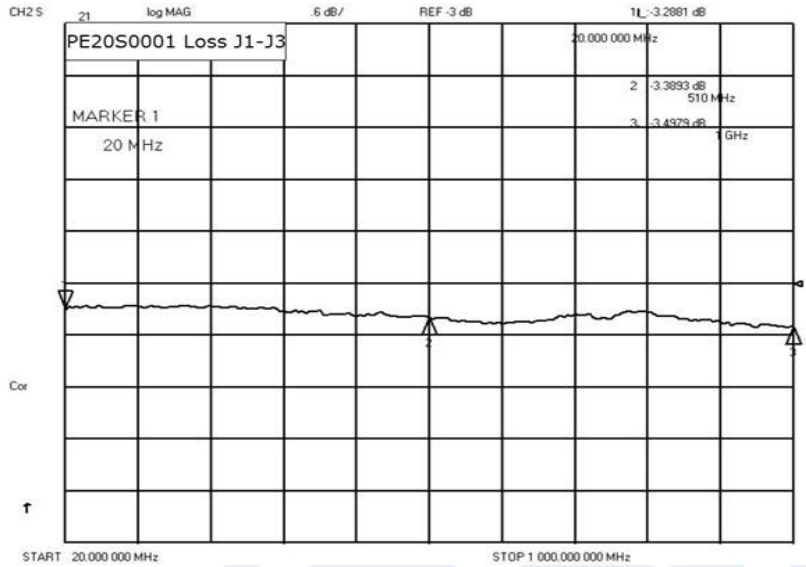
Click the following link (or enter part number in "SEARCH" on website) to obtain additional part information including price, inventory and certifications: [2 Way Broadband Combiner from 20 MHz to 1 GHz SMA PE20S0001](#)



2 Way Broadband Combiner from 20 MHz to 1 GHz SMA

RF Combiners Technical Data Sheet

PE20S0001



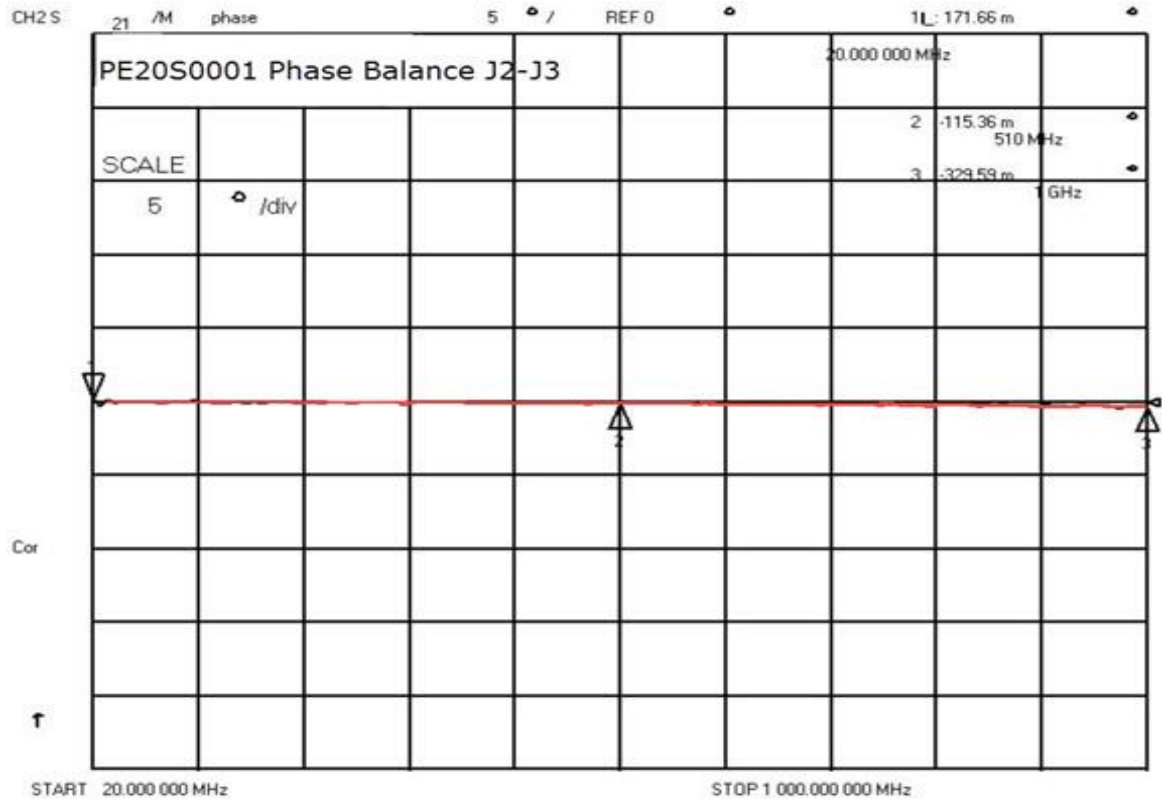
Click the following link (or enter part number in "SEARCH" on website) to obtain additional part information including price, inventory and certifications: [2 Way Broadband Combiner from 20 MHz to 1 GHz SMA PE20S0001](#)



2 Way Broadband Combiner from 20 MHz to 1 GHz SMA

RF Combiners Technical Data Sheet

PE20S0001



2 Way Broadband Combiner from 20 MHz to 1 GHz SMA from Pasternack Enterprises has same day shipment for domestic and International orders. Our RF, microwave and millimeter wave products maintain a 99.4% availability and are part of the broadest selection in the industry.

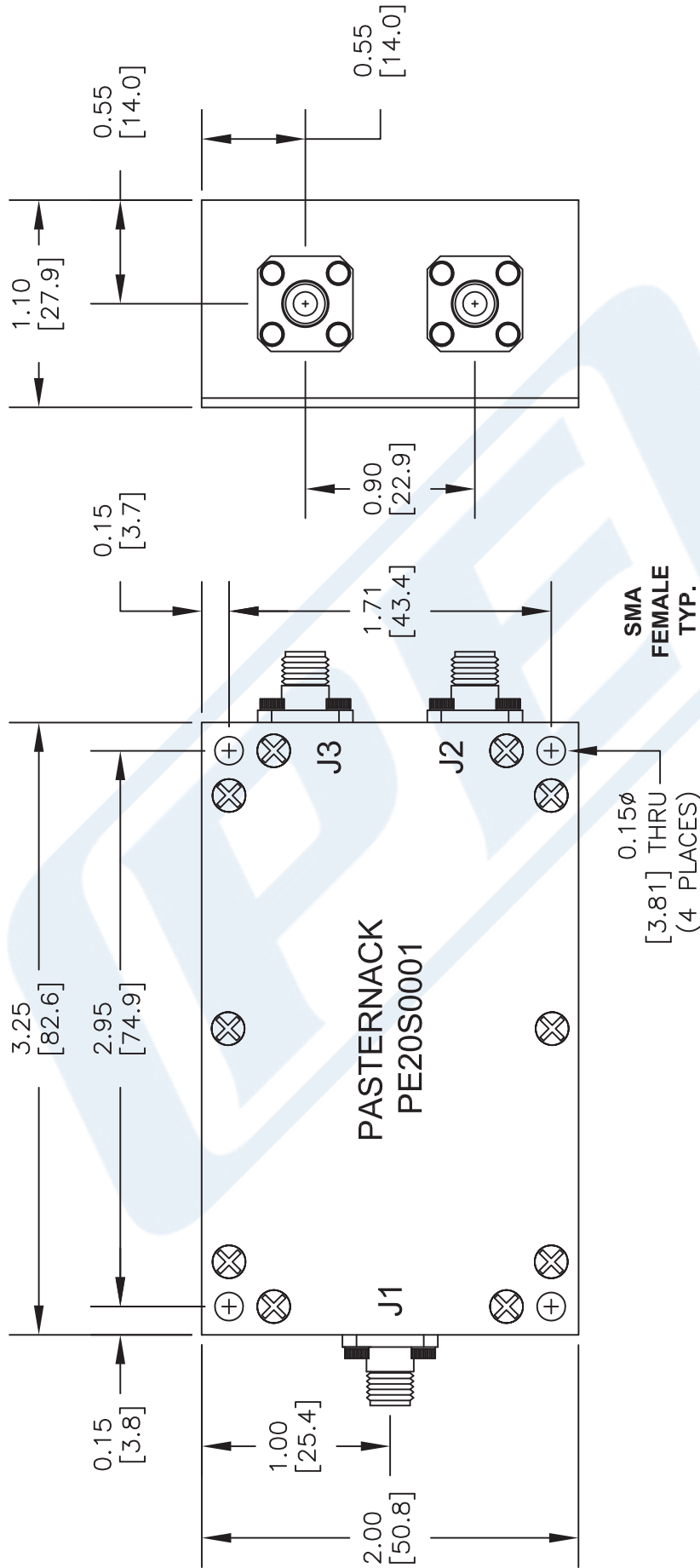
Click the following link (or enter part number in "SEARCH" on website) to obtain additional part information including price, inventory and certifications: [2 Way Broadband Combiner from 20 MHz to 1 GHz SMA PE20S0001](https://www.pasternack.com/2-way-sma-broadband-power-combiner-20-1000-mhz-100-watts-pe20s0001-p.aspx)

URL: <https://www.pasternack.com/2-way-sma-broadband-power-combiner-20-1000-mhz-100-watts-pe20s0001-p.aspx>

The information contained in this document is accurate to the best of our knowledge and representative of the part described herein. It may be necessary to make modifications to the part and/or the documentation of the part, in order to implement improvements. Pasternack reserves the right to make such changes as required. Unless otherwise stated, all specifications are nominal. Pasternack does not make any representation or warranty regarding the suitability of the part described herein for any particular purpose, and Pasternack does not assume any liability arising out of the use of any part or documentation.

PE20S0001 CAD Drawing

2 Way Broadband Combiner from 20 MHz to 1 GHz SMA



NOTES:
 1. UNLESS OTHERWISE SPECIFIED ALL DIMENSIONS ARE NOMINAL.
 2. ALL SPECIFICATIONS ARE SUBJECT TO CHANGE WITHOUT NOTICE AT ANY TIME.
 3. DIMENSIONS ARE IN INCHES [mm].

DWG TITLE
PE20S0001

FSCM NO. 53919

CAD FILE 081814

SCALE N/A

SIZE A

150

PE PASTERNAK
 THE ENGINEER'S RF SOURCE
 Pasternack Enterprises, Inc.
 P.O. Box 16759 | Irvine | CA | 92623
 Phone: (949) 261-1920 | Fax: (949) 261-7451
 Website: www.pasternack.com | E-Mail: sales@pasternack.com