

DO NOT SCALE FROM THIS PRINT

**No OF POSITIONS**  
2 - 30 PER ROW

**BOARD STACK HEIGHT**

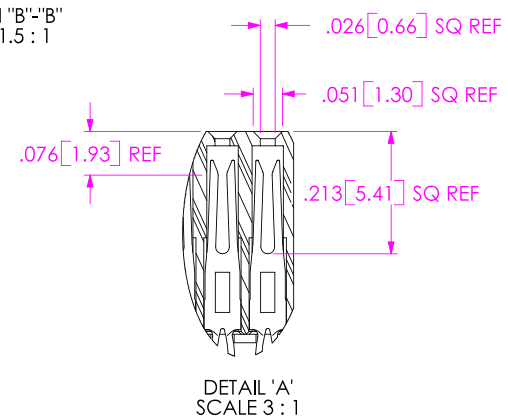
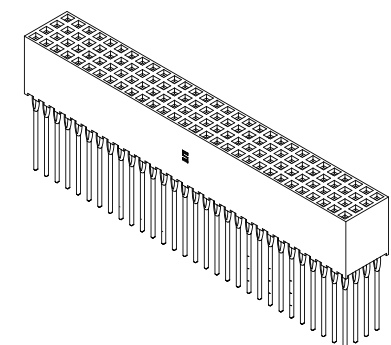
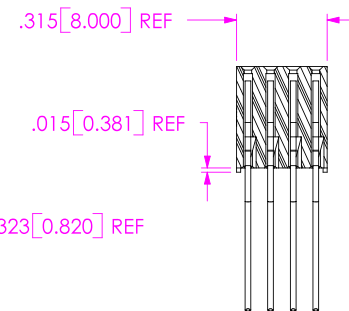
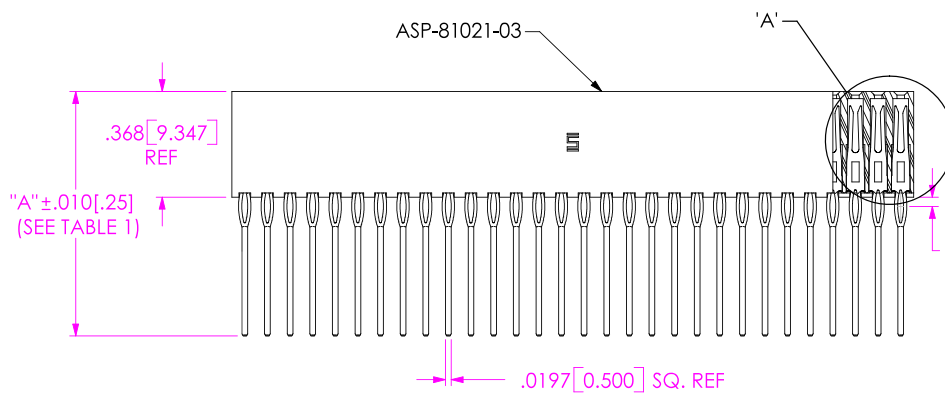
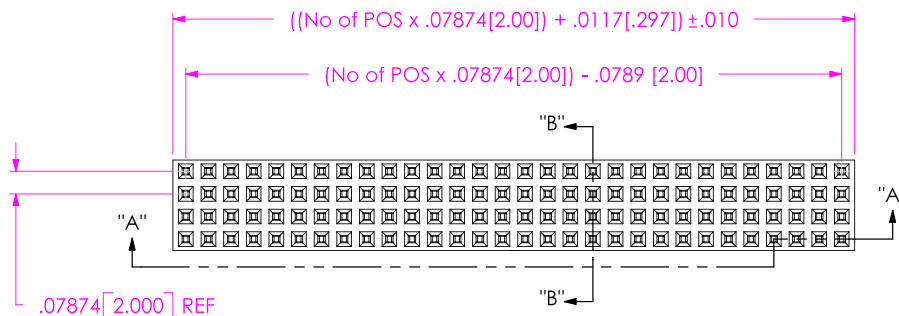
**LEAD STYLE**  
-02: (USE ASP-71280-02-G)  
-03: (USE ASP-71716-02-X)

**ROW SPECIFICATION**  
-Q: QUAD ROW  
(USE ASP-81021-03)

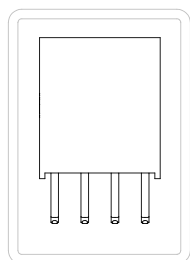
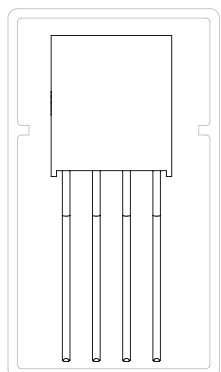
**PLATING SPECIFICATION**

- G: (USE ASP-71280-02-G)  
-02 LEAD STYLE ONLY
- M: (USE ASP-71716-02-M)  
-03 LEAD STYLE ONLY
- H: (USE ASP-71716-03-H)  
-03 LEAD STYLE ONLY
- MM: (USE ASP-71716-02-MM)  
-03 LEAD STYLE ONLY

**N**



**PACKAGING VIEWS**



**PTHF-1XX-02-G-Q**  
TUBE: PT-1-24-02-74  
PLUG: TP-13

**PTHF-1XX-03-M-Q**  
TUBE: PT-1-24-01-52  
PLUG: TP-07

**NOTES:**

1. © REPRESENTS A CRITICAL DIMENSION..
2. BURR ALLOWANCE: .0015[.04] MAX.
3. MAXIMUM CUT FLASH: .010[.25].
4. MINIMUM PUSHOUT FORCE: .5 LB.
5. MAXIMUM ALLOWABLE BOW: .002[.05] INCH/INCH AFTER ASSEMBLY.
6. DELETED
7. 5 THRU 30 POSITION PARTS TO BE TUBE PACKAGED, 2 THRU 4 POSITION PARTS TO BE BULK PACKAGED.

TABLE 1	
STYLE	"A"
-02	.850[21.59]
-03	.486[12.34]

UNLESS OTHERWISE SPECIFIED, DIMENSIONS ARE IN INCHES.  
TOLERANCES ARE:  
DECIMALS ANGLES  
.XX: ±.01 [.3] 2°  
.XXX: ±.005 [.13]  
.XXXX: ±.0020 [.051]

**PROPRIETARY NOTE**

THIS DOCUMENT CONTAINS INFORMATION CONFIDENTIAL AND PROPRIETARY TO SAMTEC, INC. AND SHALL NOT BE REPRODUCED OR TRANSFERRED TO OTHER DOCUMENTS OR DISCLOSED TO OTHERS OR USED FOR ANY PURPOSE OTHER THAN THAT WHICH IT WAS OBTAINED WITHOUT THE EXPRESSED WRITTEN CONSENT OF SAMTEC, INC.

**MATERIAL:** DO NOT SCALE DRAWING SHEET SCALE: 2:1  
INSULATOR: LCP; BLACK  
CONTACT: PHOS BRONZE



**SAMTEC**

520 PARK EAST BLVD, NEW ALBANY, IN 47150  
PHONE: 812.944.6733 FAX: 812.948.5047  
e-Mail: [INFO@SAMTEC.COM](mailto:INFO@SAMTEC.COM) CODE: 55322

DESCRIPTION:  
2mm PC104+ COMPLIANT PIN SOCKET

DWG. NO. **PTHF-1XX-XX-XX-Q-368**

BY: T.WERNE 12/05/2000 SHEET 1 OF 1