

50Ω

3 to 300 MHz



CASE STYLE: DB714  
PRICE: Contact Sales Dept.

### Maximum Ratings

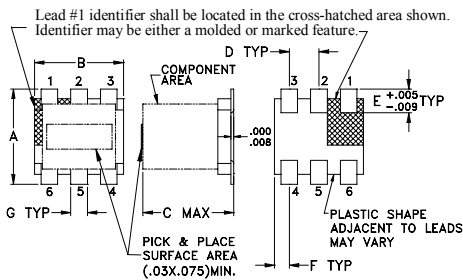
Operating Temperature	-20°C to 85°C
Storage Temperature	-55°C to 100°C
RF Power	0.25W
DC Current	30mA

Permanent damage may occur if any of these limits are exceeded.

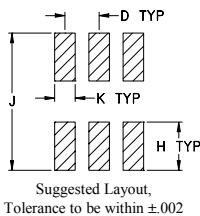
### Pin Connections

PRIMARY DOT	6
PRIMARY	4
SECONDARY DOT	1
SECONDARY	3
SECONDARY CT	2
NOT USED	5

### Outline Drawing



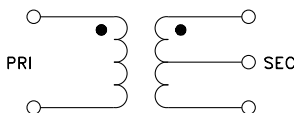
### PCB Land Pattern



### Outline Dimensions (inch/mm)

A	B	C	D	E	F	
.160	.150	.160	.050	.040	.025	
4.06	3.81	4.06	1.27	1.02	0.64	
G	H	J	K		wt	
.028	.065	.190	.030		grams	
0.71	1.65	4.83	0.76		0.15	

### Config. A



### Features

- excellent amplitude unbalance, 0.2 dB typ.
- excellent phase unbalance, 4 deg. typ. in 1 dB bandwidth
- plastic base with solder plated leads
- aqueous washable

### Applications

- impedance matching
- balanced to unbalanced transformation
- push-pull amplifier

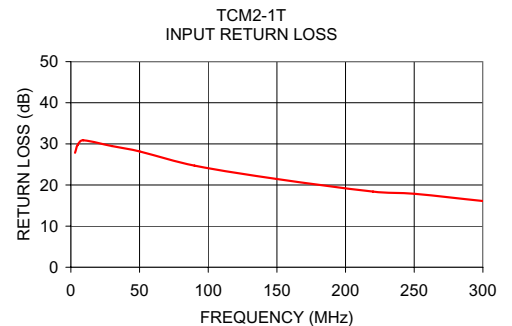
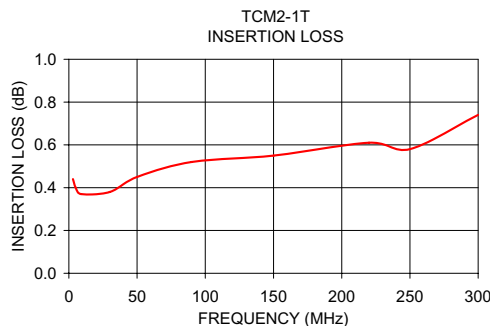
### Transformer Electrical Specifications

Ω RATIO (Secondary/Primary)	FREQUENCY (MHz)	INSERTION LOSS*
2	3-300	1 dB MHz
		3-300

\* Insertion Loss is referenced to mid-band loss, 0.3 dB typ.

### Typical Performance Data

FREQUENCY (MHz)	INSERTION LOSS (dB)	INPUT R. LOSS (dB)
3.00	0.44	27.84
5.00	0.40	29.78
9.00	0.37	30.87
30.00	0.38	29.47
50.00	0.45	28.16
90.00	0.52	24.71
150.00	0.55	21.46
220.00	0.61	18.39
250.00	0.58	17.86
300.00	0.74	16.10



For detailed performance specs & shopping online see web site

P.O. Box 350166, Brooklyn, New York 11235-0003 (718) 934-4500 Fax (718) 332-4661 The Design Engineers Search Engine [www.minicircuits.com](http://www.minicircuits.com) Provides ACTUAL Data Instantly at [minicircuits.com](http://minicircuits.com)

Notes: 1. Performance and quality attributes and conditions not expressly stated in this specification sheet are intended to be excluded and do not form a part of this specification sheet. 2. Electrical specifications and performance data contained herein are based on Mini-Circuit's applicable established test performance criteria and measurement instructions. 3. The parts covered by this specification sheet are subject to Mini-Circuits standard limited warranty and terms and conditions (collectively, "Standard Terms"); Purchasers of this part are entitled to the rights and benefits contained therein. For a full statement of the Standard Terms and the exclusive rights and remedies thereunder, please visit Mini-Circuits' website at [www.minicircuits.com/MCLStore/terms.jsp](http://www.minicircuits.com/MCLStore/terms.jsp).

REV. D  
M135395  
TCM2-1T  
ED-7875/8  
IG/TD/CP/AM  
120111