

REVISIONS BO
DO NOT SCALE FROM THIS PRINT

- NOTES:
1. MAX ALLOWABLE BOW: .005 INCH/INCH.
2. MIN TERMINAL PUSHOUT FORCE: 2 lbs.
3. MAX PIN ROTATION IN BODY: 2'.
4. MAX CUT FLASH: .010
5. TUBE POSITIONS 8-50 ONLY. POSITIONS 1-7 TO BE BULK PACKAGED.
6. NOTE DELETED.

DIMENSIONS ARE IN INCHES		TOLERANCES ARE:	
ONE PLACE DECIMALS ± .1	THREE PLACE DECIMALS ± .005	ANGLES ± 2°	
TWO PLACE DECIMALS ± .01	FOUR PLACE DECIMALS ± .0020		

TITLE: **TERMINAL MICRO STRIP**
DWG NO: **TMS-1XX-XX-XX-X-XX-XXX**
SHEET 1 OF 1

TMS-1XX-XX-XX-X-XX-XXX

OPTION
-POLARIZING SPECIFICATION
XXX INDICATES POS. TO BE OMITTED (SEE FIG. 1)

OPTION
-RA: RIGHT ANGLE (SEE TABLE 1)
(SINGLE & DOUBLE RA AVAILABLE IN STYLE -01, -02, & -03 ONLY)

BODY SPECIFICATION
-S: SINGLE (USE HTMS-50-S)
-D: DOUBLE (USE HTMS-50-D)

TERMINAL SPEC
SEE TABLE 1

PLATING SPECIFICATION
-G: 10μ" GOLD IN CONTACT AREA, 10μ" GOLD ON TAIL
-T: MATTE TIN CONTACT AND TAIL
ONLY AVAILABLE ON LEAD STYLES -01, -02, -51 AND -52.
-S: 30μ" SELECTIVE GOLD IN CONTACT AREA, MATTE TIN ON TAIL
-F: 3μ" FLASH GOLD IN CONTACT AREA, MATTE TIN ON TAIL
-H: 30μ" HEAVY GOLD IN CONTACT AREA, 3μ" GOLD ON TAIL
-FM: 3μ" SELECTIVE FLASH GOLD IN CONTACT AREA, MATTE TIN ON TAIL
-SM: 30μ" SELECTIVE GOLD IN CONTACT AREA, MATTE TIN ON TAIL
-TM: MATTE TIN CONTACT AND TAIL
ONLY AVAILABLE ON LEAD STYLES -01, -02, -51 AND -52.
-L: 10μ" LIGHT SELECTIVE GOLD IN CONTACT AREA, MATTE TIN ON TAIL

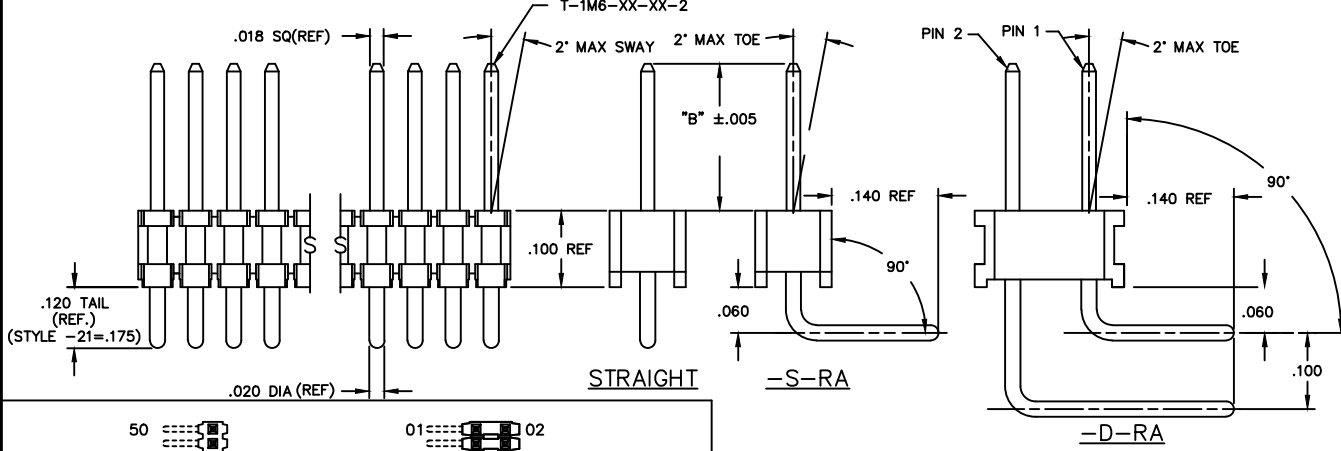
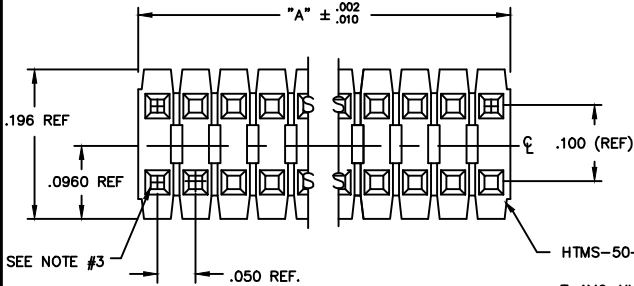
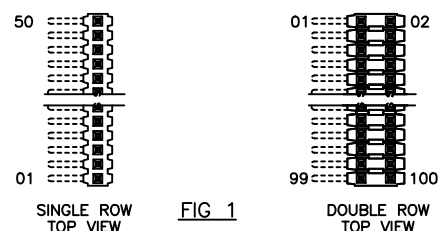


TABLE 2

LENGTH	"L"	CONTACT AREA
-01	.440	.140
-02	.410	.140
-03	.610	.190
-04	.505	.190
-05	.705	.190
-12	.425	.165
-13	.625	.190
-14	.555	.190
-15	.755	.190
-16	.825	.190
-17	.320	.060
-18	.450	.190
-19	.650	.190
-21	.505	.190
-25	.330	.060
-26	.373	.075
-27	.398	.100
-28	1.050	.190

* REF FOR PIN LENGTH

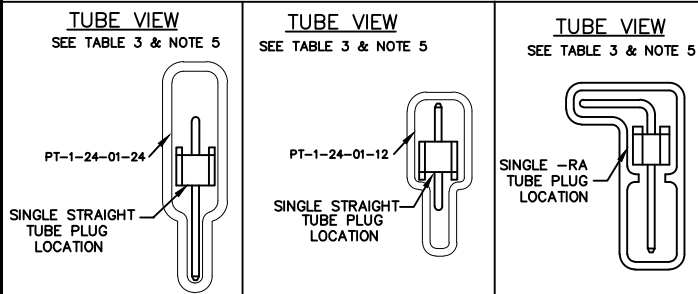


PACKAGING TUBE- TABLE 3

BODY STYLE	LEAD STYLE	TUBE	PLUG
TMS-DOUBLE STRAIGHT STYLES	-01,-21, -51,-52	PT-1-24-01-22	TP-03
	-02	PT-1-24-01-95	TP-03
	-53	PT-1-24-02-66	TP-03
	-55,-56	PT-1-24-01-29	TP-03
	-54	PT-1-24-02-46	TP-03
	-57	PT-1-24-02-25	TP-03
	-58,-59	PT-1-24-16-29	TP-07
	-60	PT-1-24-18-29	TP-07
	-01	PT-1-24-01-24	TP-24
	-21	PT-1-24-02-29	TP-24
TMS-SINGLE STRAIGHT STYLES	-58,-59,-60	PT-1-24-10-03	TP-33
	-02	PT-1-24-01-12	TP-12
	-51,-52	PT-1-24-01-66	TP-24
	-53,-54, -55,-56	PT-1-24-02-03	TP-24
	-57	PT-1-24-01-46	TP-24
	TMS-DOUBLE RIGHT ANGLE	-01,-02,-03	PT-1-24-02-66
TMS-SINGLE RIGHT ANGLE	-01,-02,-03	PT-1-24-01-66	TP-24

TABLE 1

STRAIGHT OPTION		RIGHT ANGLE OPTION			ALL
LEAD STYLE	TERMINAL SPEC.	LEAD STYLE	PIN #1	PIN #2	"B"
-01	T-1M6-18-XX-2	-01	T-1M6-14-XX-2	T-1M6-15-XX-2	.230
-02	T-1M6-17-XX-2	-02	T-1M6-12-XX-2	T-1M6-13-XX-2	.100
-03	N/A	-03	T-1M6-18-XX-2	T-1M6-19-XX-2	.125
-21	T-1M6-21-XX-2	-21	N/A	N/A	.250
-51	T-1M6-02-XX-2	-51	N/A	N/A	.190
-52	T-1M6-12-XX-2	-52	N/A	N/A	.205
-53	T-1M6-04-XX-2	-53	N/A	N/A	.285
-54	T-1M6-14-XX-2	-54	N/A	N/A	.335
-55	T-1M6-03-XX-2	-55	N/A	N/A	.390
-56	T-1M6-13-XX-2	-56	N/A	N/A	.405
-57	T-1M6-19-XX-2	-57	N/A	N/A	.430
-58	T-1M6-05-XX-2	-58	N/A	N/A	.485
-59	T-1M6-15-XX-2	-59	N/A	N/A	.535
-60	T-1M6-16-XX-2	-60	N/A	N/A	.605



MATERIAL:
INSULATOR:
LCP UL94 V-0
COLOR: BLACK
TERMINAL:
PHOSPHOR BRONZE

samtec EDSPROD/ASSEMBLY/050 TMS-ASM

520 PARK EAST BLVD. NEW ALBANY, INDIANA 47151-1147
PHONE (812) 944-6733 P.O. BOX 1147
CODE 55322

MATERIAL: PHOSPHOR BRONZE

MADE BY: PURVIS 8-13-87
CHECKED BY: WILLIAMS 10-21-87

ENG. APPROVAL: TMS-1XX-XX-XX-X-XX-XXX
SHEET 1 OF 1

PROPRIETARY NOTE
THIS DOCUMENT CONTAINS CONFIDENTIAL AND UNCLASSIFIED INFORMATION. THE INFORMATION IS THE PROPERTY OF SAMTEC. IT IS TO BE KEPT CONFIDENTIAL AND UNCLASSIFIED. IT IS TO BE CONTROLLED BY SAMTEC. IT IS TO BE DESTROYED OR RECYCLED IN ACCORDANCE WITH THE FEDERAL ACQUISITION REGULATORY GUIDE (FAR) 48 CFR 101-11.6. IT IS TO BE CONTROLLED BY SAMTEC. IT IS TO BE DESTROYED OR RECYCLED IN ACCORDANCE WITH THE FEDERAL ACQUISITION REGULATORY GUIDE (FAR) 48 CFR 101-11.6.