

# Coaxial Low Pass Filter

50Ω \*DC to 320 MHz

## VLF-320+



CASE STYLE: FF704

Connectors	Model
SMA	VLF-320+

**+RoHS Compliant**

The +Suffix identifies RoHS Compliance. See our web site for RoHS Compliance methodologies and qualifications

### Maximum Ratings

Operating Temperature	-55°C to 100°C
Storage Temperature	-55°C to 100°C
RF Power Input*	8.5W max. at 25°C
DC Current Input to Output	0.5A max. at 25°C

\* Passband rating, derate linearly to 3.5W at 100°C ambient. Permanent damage may occur if any of these limits are exceeded.

### Features

- rugged uni-body construction, small size
- 7 sections
- excellent power handling, 8.5W
- temperature stable
- low cost
- protected by U.S. Patent 6,943,646

### Applications

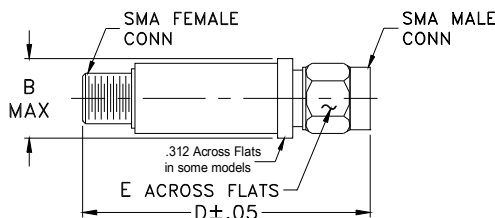
- harmonic rejection
- transmitters/receivers
- lab use

### Electrical Specifications at 25°C

PASSBAND (MHz) (loss < 1 dB)	f <sub>co</sub> , MHz Nom. (loss 3 dB)	STOP BAND (MHz) (loss, dB)			VSWR (:1)		NO. OF SECTIONS
		f 20 Min.	40 Typ.	fr 20 Typ.	Stopband Typ.	Passband Typ.	
Max.	Typ.	Min.	Typ.	Typ.	Typ.	Typ.	7
*DC-320	460	560	640-2500	5300	20	1.2	

\* Not for use with DC voltage at input and output ports

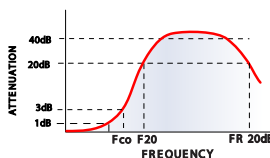
### Outline Drawing



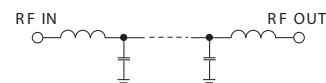
### Outline Dimensions (inch/mm)

B	D	E	wt
.410	1.43	.312	grams
10.41	36.32	7.92	10.0

### typical frequency response

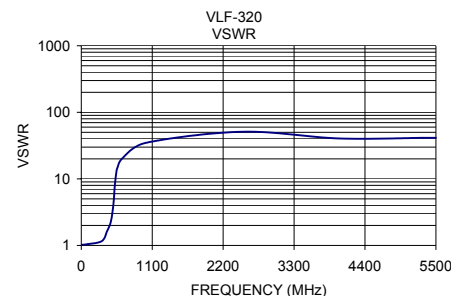
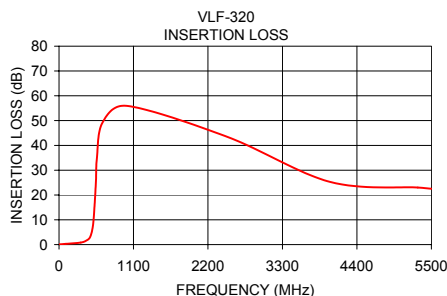


### electrical schematic



### Typical Performance Data at 25°C

Frequency (MHz)	Insertion Loss (dB)	VSWR (:1)
1	0.09	1.02
100	0.30	1.05
320	0.83	1.16
400	1.56	1.63
460	3.07	2.32
500	7.33	4.34
520	13.60	7.94
545	25.47	12.71
560	34.83	14.62
640	49.07	20.45
1000	55.95	34.75
2500	43.30	51.10
4000	25.31	40.41
5300	23.02	41.37
5500	22.51	41.37



### Notes

- Performance and quality attributes and conditions not expressly stated in this specification document are intended to be excluded and do not form a part of this specification document.
- Electrical specifications and performance data contained in this specification document are based on Mini-Circuit's applicable established test performance criteria and measurement instructions.
- The parts covered by this specification document are subject to Mini-Circuits standard limited warranty and terms and conditions (collectively, "Standard Terms"); Purchasers of this part are entitled to the rights and benefits contained therein. For a full statement of the Standard Terms and the exclusive rights and remedies thereunder, please visit Mini-Circuits' website at [www.minicircuits.com/MCLStore/terms.jsp](http://www.minicircuits.com/MCLStore/terms.jsp)

