


NEW!

Shielded Power Inductors – XGL4025



- Industry's lowest DCR and ultra low AC losses
- AEC-Q200 Grade 1 (–40°C to +125°C)
- Superior current handling with soft saturation characteristics
- Wide inductance range from 0.13 – 12 µH

Designer's Kit C506 contains 3 of each value.

Core material Composite

Core and winding loss See www.coilcraft.com/coreloss

Environmental RoHS compliant, halogen free

Terminations RoHS compliant tin-silver (96.5/3.5) over copper.

Other terminations available at additional cost.

Weight: 0.23 – 0.25 g

Operating voltage: 0 – 80 V

Ambient temperature –40°C to +125°C with (40°C rise) Irms current.

Maximum part temperature +165°C (ambient + temp rise). **Derating.**

Storage temperature Component: –55°C to +165°C.

Tape and reel packaging: –55°C to +80°C

Resistance to soldering heat Max three 40 second reflows at +260°C, parts cooled to room temperature between cycles

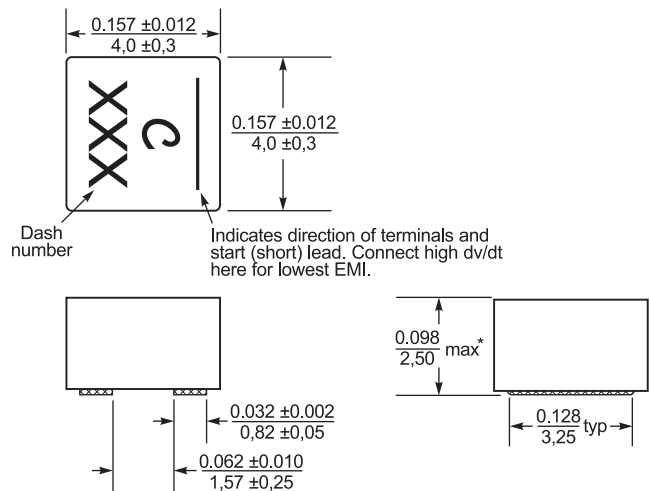
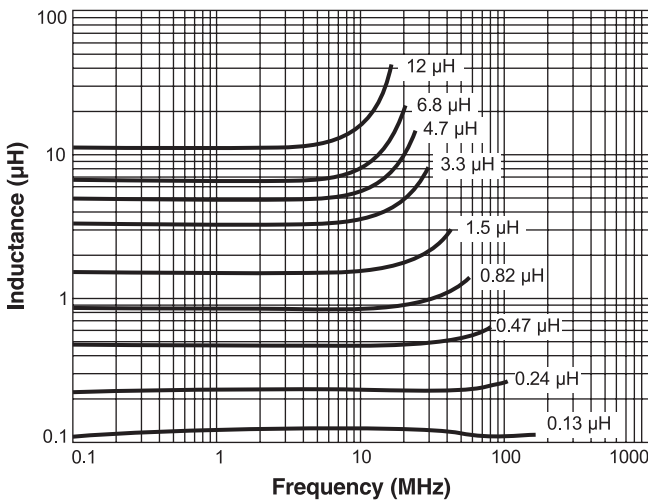
Moisture Sensitivity Level (MSL) 1 (unlimited floor life at <30°C / 85% relative humidity)

Failures in Time (FIT) / Mean Time Between Failures (MTBF)

0.48 per billion hours / 2.083E+09 hours, calculated per Telcordia SR-332

PCB washing Tested to MIL-STD-202 Method 215 plus an additional aqueous wash. See [Doc787_PCB_Washing.pdf](#).

Typical L vs Frequency



* For optional tin-lead and tin-silver-copper terminations, dimensions are for the mounted part. Dimensions before mounting can be an additional 0.005 inch / 0.13 mm.

Packaging 500/7" reel; 2000/13" reel Plastic tape: 12 mm wide, 0.23 mm thick, 8 mm pocket spacing, 3.25 mm pocket depth

Recommended Land Pattern

Dimensions are in $\frac{\text{inches}}{\text{mm}}$



www.coilcraft.com

US +1-847-639-6400 sales@coilcraft.com
UK +44-1236-730595 sales@coilcraft-europe.com
Taiwan +886-2-2264 3646 sales@coilcraft.com.tw
China +86-21-6218 8074 sales@coilcraft.com.cn
Singapore + 65-6484 8412 sales@coilcraft.com.sg

Document 1650-1 Revised 02/26/21

© Coilcraft Inc. 2021

This product may not be used in medical or high risk applications without prior Coilcraft approval Specification subject to change without notice Please check web site for latest information



Shielded Power Inductors – XGL4025

Part number ¹	Inductance ² ±20% (µH)	DCR (mOhms) ³		SRF typ ⁴ (MHz)	Isat (A) ⁵			Irms (A) ⁶	
		typ	max		10% drop	20% drop	30% drop	20°C rise	40°C rise
XGL4025-131ME_	0.13	1.4	1.7	230	10.6	17.8	24.0	21.0	28.0
XGL4025-241ME_	0.24	2.0	2.4	145	8.0	12.9	18.2	18.0	24.2
XGL4025-331ME_	0.33	2.7	3.2	115	6.7	11.2	16.2	15.7	21.6
XGL4025-471ME_	0.47	3.7	4.5	100	6.3	9.8	13.5	13.2	17.8
XGL4025-561ME_	0.56	4.2	4.9	85	5.3	8.8	12.6	12.9	17.2
XGL4025-681ME_	0.68	5.2	6.3	77	5.0	7.9	11.0	12.0	16.4
XGL4025-821ME_	0.82	6.0	7.2	68	4.5	7.3	10.1	10.3	14.4
XGL4025-901ME_	0.90	6.2	7.4	63	4.3	7.0	9.6	10.0	13.7
XGL4025-102ME_	1.0	7.4	8.5	58	4.0	6.6	8.9	9.6	13.1
XGL4025-122ME_	1.2	8.7	10.0	53	3.7	5.9	8.2	8.6	11.3
XGL4025-152ME_	1.5	10.4	12.0	49	3.3	5.4	7.6	8.0	11.0
XGL4025-182ME_	1.8	12.6	14.5	48	3.2	4.9	6.8	7.2	9.7
XGL4025-222ME_	2.2	14.7	16.9	40	2.9	4.5	6.3	6.8	9.0
XGL4025-332ME_	3.3	24.0	27.0	32	2.3	3.6	4.9	5.1	6.9
XGL4025-472ME_	4.7	35.2	39.5	26	2.0	3.1	4.3	4.0	5.4
XGL4025-562ME_	5.6	43.4	47.9	25	1.8	2.8	3.8	3.7	5.1
XGL4025-682ME_	6.8	53.2	58.7	22	1.7	2.6	3.5	3.3	4.5
XGL4025-822ME_	8.2	68.9	76.0	21	1.5	2.4	3.3	2.9	4.0
XGL4025-103ME_	10	80.9	89.2	18	1.3	2.1	2.9	2.6	3.6
XGL4025-123ME_	12	95.5	105.3	17	1.2	1.9	2.6	2.4	3.3

1. When ordering, please specify **termination** and **packaging** codes:

XGL4025-123MEC

Termination: E = RoHS compliant tin-silver over copper.

Special order: T = RoHS tin-silver-copper (95.5/4/0.5) or S = non-RoHS tin-lead (63/37).

Packaging: C = 7" machine-ready reel. EIA-481 embossed plastic tape (500 per full reel). Quantities less than full reel available: in tape (not machine ready) or with leader and trailer (\$25 charge).

D = 13" machine-ready reel. EIA-481 embossed plastic tape (2000 per full reel).
Factory order only, not stocked.

- Inductance tested at 1 MHz, 0.1 Vrms, 0 Adc.
- DCR measured on a micro-ohmmeter.
- SRF measured using Agilent/HP 4395A or equivalent.
- DC current at 25°C that causes the specified inductance drop from its value without current.
[Click for temperature derating information.](#)
- Current that causes the specified temperature rise from 25°C ambient. This information is for reference only and does not represent absolute maximum ratings. [Click for temperature derating information.](#)
- Electrical specifications at 25°C.

Refer to Doc 362 "Soldering Surface Mount Components" before soldering.

Irms Testing

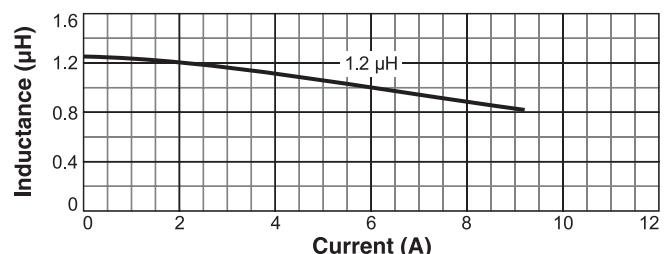
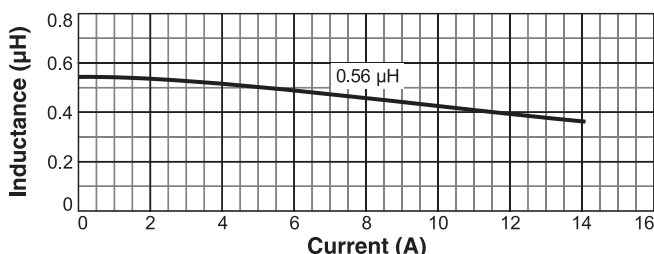
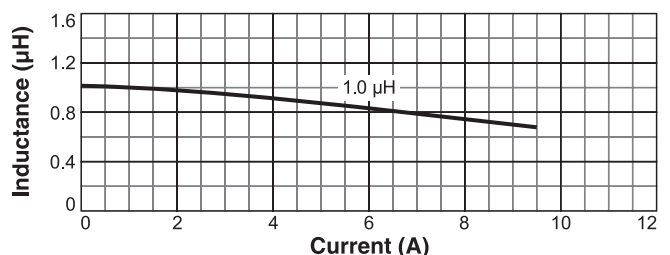
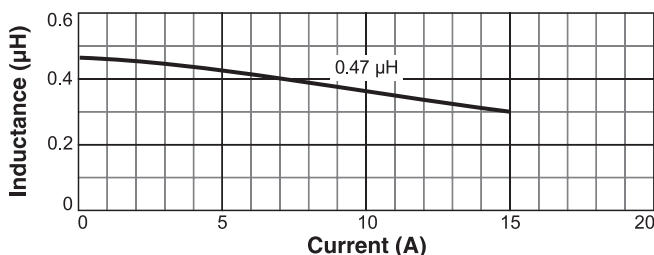
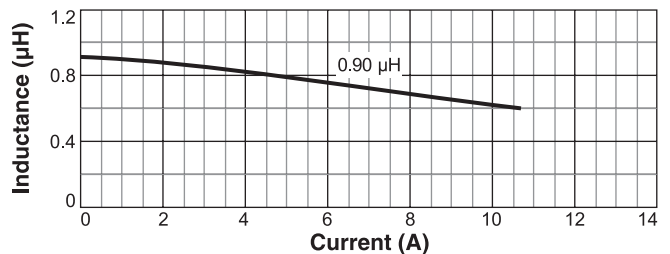
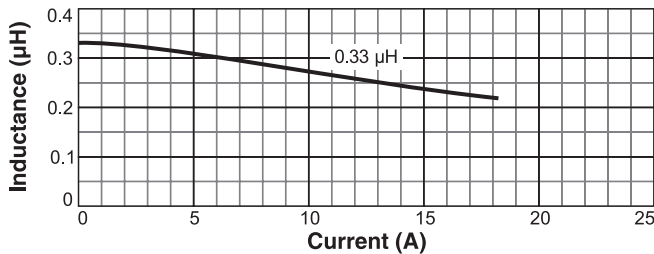
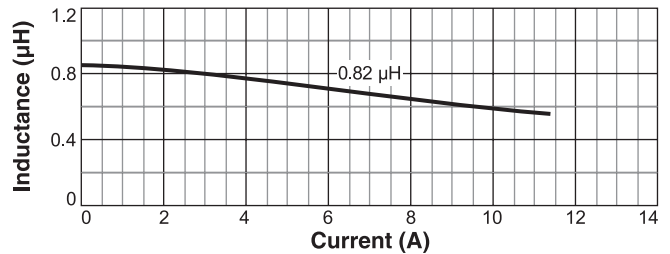
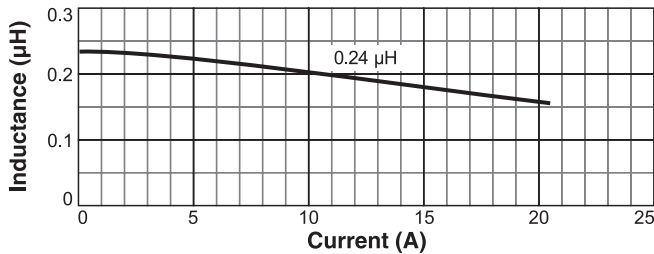
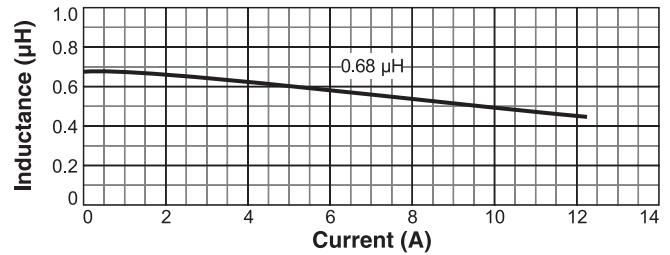
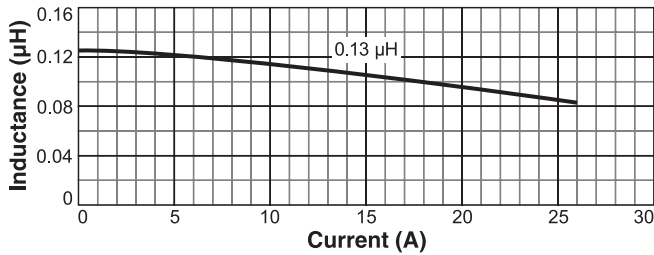
Irms testing was performed on 0.75 inch wide × 0.25 inch thick copper traces in still air.

Temperature rise is highly dependent on many factors including pcb land pattern, trace size, and proximity to other components. Therefore temperature rise should be verified in application conditions.



Shielded Power Inductors - XGL4025

L vs Current



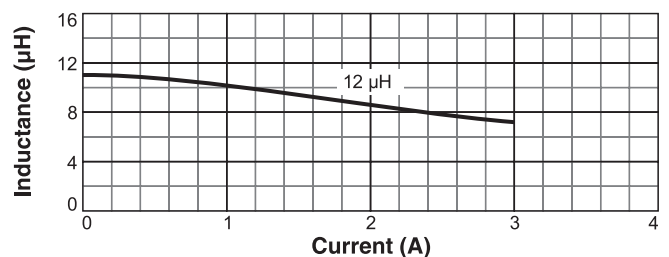
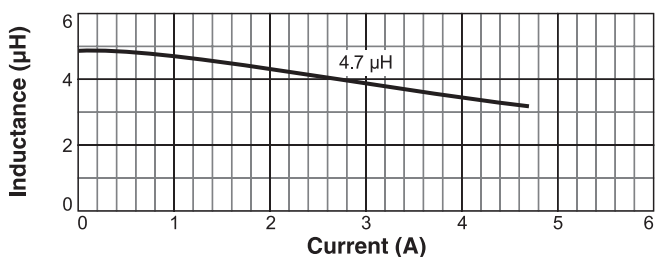
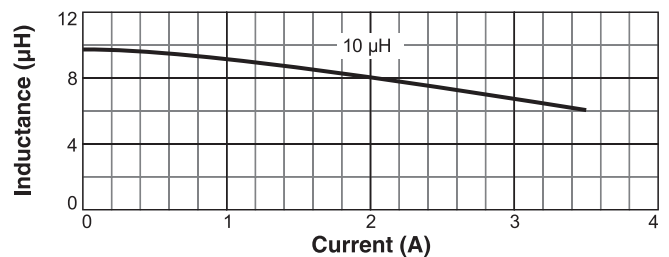
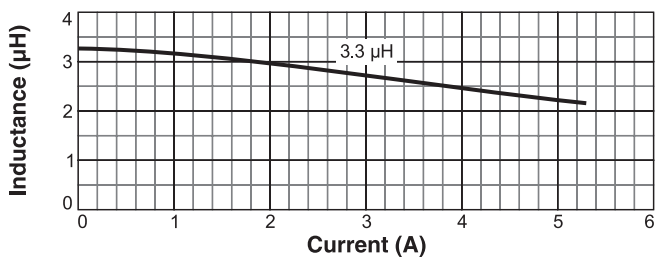
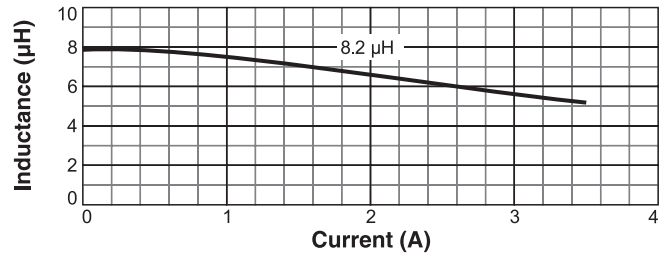
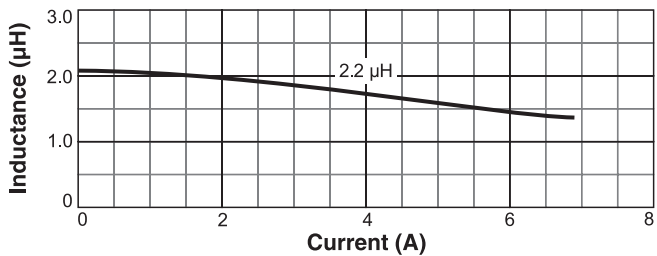
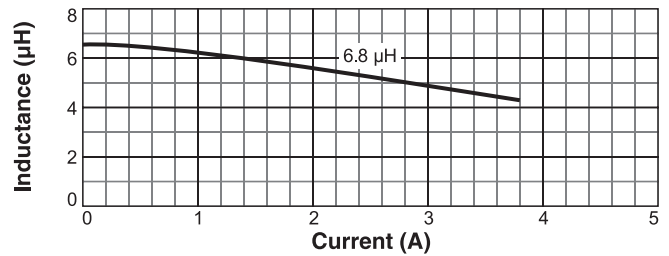
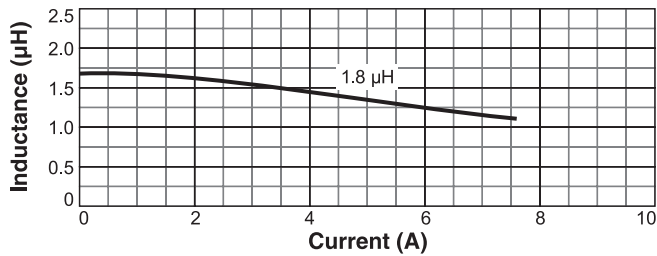
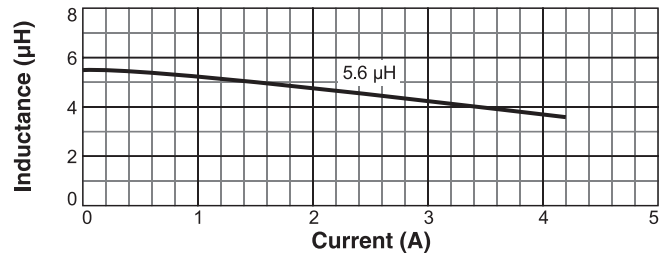
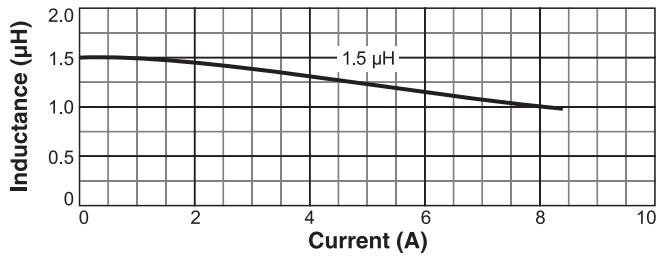
US +1-847-639-6400 sales@coilcraft.com
UK +44-1236-730595 sales@coilcraft-europe.com
Taiwan +886-2-2264 3646 sales@coilcraft.com.tw
China +86-21-6218 8074 sales@coilcraft.com.cn
Singapore + 65-6484 8412 sales@coilcraft.com.sg

Document 1650-3 Revised 03/11/21
 © Coilcraft Inc. 2021
 This product may not be used in medical or high risk applications without prior Coilcraft approval. Specification subject to change without notice. Please check web site for latest information.



Shielded Power Inductors - XGL4025

L vs Current



US +1-847-639-6400 sales@coilcraft.com
UK +44-1236-730595 sales@coilcraft-europe.com
Taiwan +886-2-2264 3646 sales@coilcraft.com.tw
China +86-21-6218 8074 sales@coilcraft.com.cn
Singapore + 65-6484 8412 sales@coilcraft.com.sg

Document 1650-4 Revised 03/11/21
 © Coilcraft Inc. 2021
 This product may not be used in medical or high risk applications without prior Coilcraft approval. Specification subject to change without notice. Please check web site for latest information.