

Coaxial

Low Noise Amplifier

ZFL-500HLN+

50Ω

10 to 500 MHz



Features

- low noise, 3.8 dB typ.
- high IP3, +30 dBm typ.

Applications

- VHF/UHF
- small signal amplifier
- communications system

CASE STYLE: Y460

Connectors Model
SMA ZFL-500HLN+
BRACKET (OPTION "B")

+RoHS Compliant

The +Suffix identifies RoHS Compliance. See our web site for RoHS Compliance methodologies and qualifications

Low Noise Amplifier Electrical Specifications

MODEL NO.	FREQUENCY (MHz)		NOISE FIGURE (dB)	GAIN (dB)		MAXIMUM POWER (dBm)		INTERCEPT POINT (dBm)	VSWR (:1) Typ.		DC POWER	
	f_L	f_U		Flatness Max.	Total Range	Output (1 dB Compr.)	Input (no damage)		IP3 Typ.	In	Out	Volt (V) Nom.
ZFL-500HLN+	10	500	3.8	19	±0.4	+16	+15	+30	2.0	2.0	15	110

m = mid range [2 fL to fU/2]

Open load is not recommended, potentially can cause damage.
 With no load derate max input power by 20 dB

Maximum Ratings

Operating Temperature -20°C to 71°C

Storage Temperature -55°C to 100°C

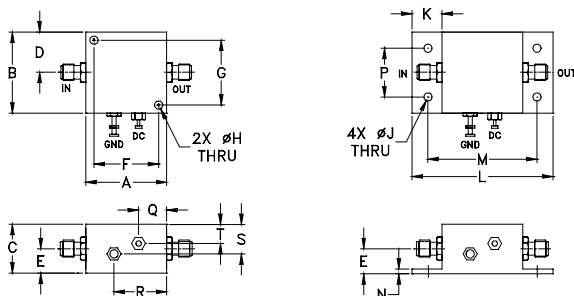
DC Voltage +17V Max.

Permanent damage may occur if any of these limits are exceeded.

Outline Drawing

STANDARD

OPTION "B"



Outline Dimensions (inch/mm)

A	B	C	D	E	F	G	H	J	K	L	M	N	P	Q	R	S	T	wt.
1.25	1.25	.75	.63	.36	1.000	1.000	.125	.125	.46	2.18	1.688	.06	.750	.50	.80	.45	.29	grams
31.75	31.75	19.05	16.00	9.14	25.40	25.40	3.18	3.18	11.68	55.37	42.88	1.52	19.05	12.70	20.32	11.43	7.37	38

Notes

- Performance and quality attributes and conditions not expressly stated in this specification document are intended to be excluded and do not form a part of this specification document.
- Electrical specifications and performance data contained in this specification document are based on Mini-Circuit's applicable established test performance criteria and measurement instructions.
- The parts covered by this specification document are subject to Mini-Circuits standard limited warranty and terms and conditions (collectively, "Standard Terms"); Purchasers of this part are entitled to the rights and benefits contained therein. For a full statement of the Standard Terms and the exclusive rights and remedies thereunder, please visit Mini-Circuits' website at www.minicircuits.com/MCLStore/terms.jsp



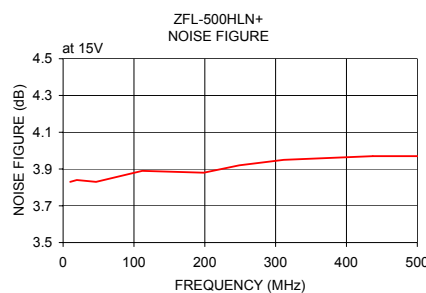
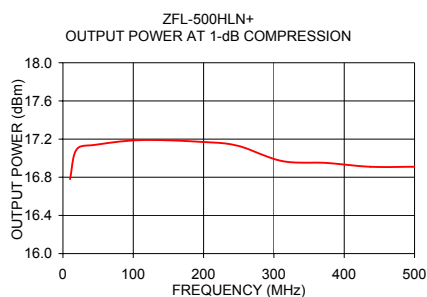
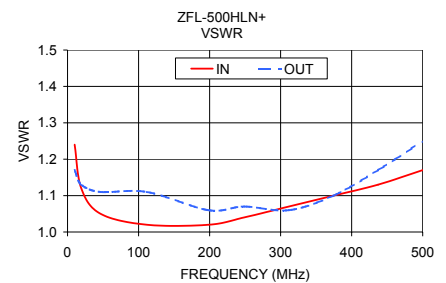
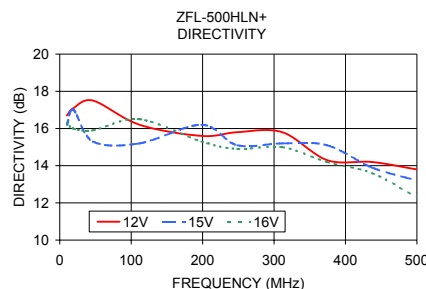
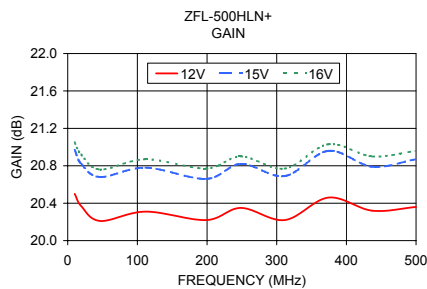
www.minicircuits.com P.O. Box 350166, Brooklyn, NY 11235-0003 (718) 934-4500 sales@minicircuits.com

REV. D
 M151107
 ZFL-500HLN+
 151005
 Page 1 of 2

Typical Performance Data/Curves

ZFL-500HLN+

FREQUENCY (MHz)	GAIN (dB)			DIRECTIVITY (dB)			VSWR (:1)		NOISE FIGURE (dB)	POUT at 1 dB COMPR. (dBm)
	12V	15V	16V	12V	15V	16V	IN	OUT		
10.00	20.50	20.97	21.05	16.70	16.20	16.30	1.24	1.17	3.83	16.78
19.30	20.37	20.82	20.92	17.10	17.00	16.00	1.12	1.13	3.84	17.09
46.50	20.21	20.68	20.76	17.50	15.30	15.90	1.05	1.11	3.83	17.14
111.80	20.31	20.78	20.87	16.20	15.20	16.50	1.02	1.11	3.89	17.19
198.50	20.22	20.66	20.77	15.60	16.20	15.30	1.02	1.06	3.88	17.17
248.70	20.35	20.82	20.90	15.80	15.10	14.90	1.04	1.07	3.92	17.13
311.50	20.22	20.69	20.77	15.80	15.20	15.00	1.07	1.06	3.95	16.97
374.40	20.46	20.96	21.03	14.30	15.10	14.20	1.10	1.10	3.96	16.95
437.20	20.32	20.79	20.90	14.20	13.90	13.60	1.13	1.17	3.97	16.91
500.00	20.36	20.87	20.96	13.80	13.20	12.30	1.17	1.25	3.97	16.91



Notes

- A. Performance and quality attributes and conditions not expressly stated in this specification document are intended to be excluded and do not form a part of this specification document.
- B. Electrical specifications and performance data contained in this specification document are based on Mini-Circuit's applicable established test performance criteria and measurement instructions.
- C. The parts covered by this specification document are subject to Mini-Circuits standard limited warranty and terms and conditions (collectively, "Standard Terms"); Purchasers of this part are entitled to the rights and benefits contained therein. For a full statement of the Standard Terms and the exclusive rights and remedies thereunder, please visit Mini-Circuits' website at www.minicircuits.com/MCLStore/terms.jsp

