



SUPER ULTRA

# Wideband Amplifier

# ZVE-373LN-K+ ZVE-373LNX-K+


50Ω 28 to 37 GHz

## THE BIG DEAL

- Extremely wideband, 28 to 37 GHz
- Flat Gain, 20±1.5 dB typ.
- High OIP3, +20 dBm typ.
- +9 dBm P<sub>OUT</sub> typ.

## APPLICATIONS

- Radar and Military
- 5G mmW
- KA band Satellite Repeaters



Generic photo used for illustration purposes only

<b>Model No.</b>	ZVE-373LN-K+	ZVE-373LNX-K+▲
<b>Option</b>	With heatsink	Without heatsink
<b>Case Style</b>	AV1280-1	
<b>Connectors</b>	2.92mm (K-Type)	

**+RoHS Compliant**  
*The +Suffix identifies RoHS Compliance. See our web site for RoHS Compliance methodologies and qualifications*

## PRODUCT OVERVIEW

Mini-Circuits' ZVE-373LN-K+ is a Class-A, three-stage, unconditionally stable amplifier providing flat gain over an extremely wide frequency range from 28 to 37 GHz. This model is capable of delivering up to 9mW output power at P1dB with high output IP3 supporting a wide range of sensitive, high-dynamic range receiver applications and many systems where high performance over wideband is needed. It operates on a +12V supply and features built-in safety features including protection against reverse bias and immunity to accidental open or short loads for 2 minutes. The amplifier comes in a rugged, compact case (1.2 x 0.46 x 0.45") with K-type (2.92mm) connectors and an optional heatsink for efficient cooling.

## KEY FEATURES

Feature	Advantages
Wideband, 28 to 37 GHz able to work from 25 to 40 GHz	Enables a single amplifier to be used in a wide range of applications
Excellent Gain flatness, ±1.5 dB across full frequency range	Provides consistent performance across its operating frequency, minimizing the need for external equalizing networks in wideband applications
High Gain, 20 dB typ.	Reduces the number of gain stages, lowering component count and overall system cost
Class A Amplifier	Provides good linearity with low signal distortion.
Low Noise and High OIP3: • NF, 2.5 dB typ. • OIP3, +20 dBm typ.	The combination of low noise and high OIP3 makes the ZVE-373LN-K+ ideal for use in low noise receiver front end (RFE) as it gives the user the advantages of sensitivity and two-tone IM performance at both ends of the dynamic range
Rugged design	Built-in protection against reverse bias and accidental open and short loads provides added reliability for demanding operating conditions





SUPER ULTRA

# Wideband Amplifier

# ZVE-373LN-K+ ZVE-373LNX-K+

Mini-Circuits

## ELECTRICAL SPECIFICATIONS AT 25°C

Parameter	Condition (GHz)	ZVE-373LN-K+ ZVE-373LNX-K+▲			Units
		Min.	Typ.	Max.	
Frequency Range		28	—	37	GHz
Noise Figure	28 - 37	—	2.5	3.5	dB
Gain	28 - 37	17	20	25	dB
Gain Flatness	28 - 37	—	±1.5	±2.5	dB
Output Power at 1dB compression	28 - 37	—	9	—	dBm
Output Third Order Intercept Point	28 - 37	—	20	—	dBm
Input VSWR	28 - 37	—	1.5	2.5	:1
Output VSWR	28 - 37	—	1.4	2.5	:1
DC Supply Voltage		—	12*	—	V
Supply Current		—	75	106	mA

\* Recommended operating voltage

▲ Heatsink not included. Alternative heatsinking and heat removal must be provided by the user to limit maximum base-plate temperature to 85°C, in order to ensure proper performance. For reference, this requires thermal resistance of user's external heatsink to be 20°C/W max.

## MAXIMUM RATINGS

Parameter	Ratings
Operating Temperature	ZVE-373LN-K+ -40°C to 60°C ambient ZVE-373LNX-K+ -40°C to 85°C base plate temp.
Storage Temperature	-65°C to 150°C
DC Voltage	15V
CW Input RF Power (no damage)	+15 dBm (25-32 GHz) -1 dBm (32-40 GHz)

Permanent damage may occur if any of these limits are exceeded.



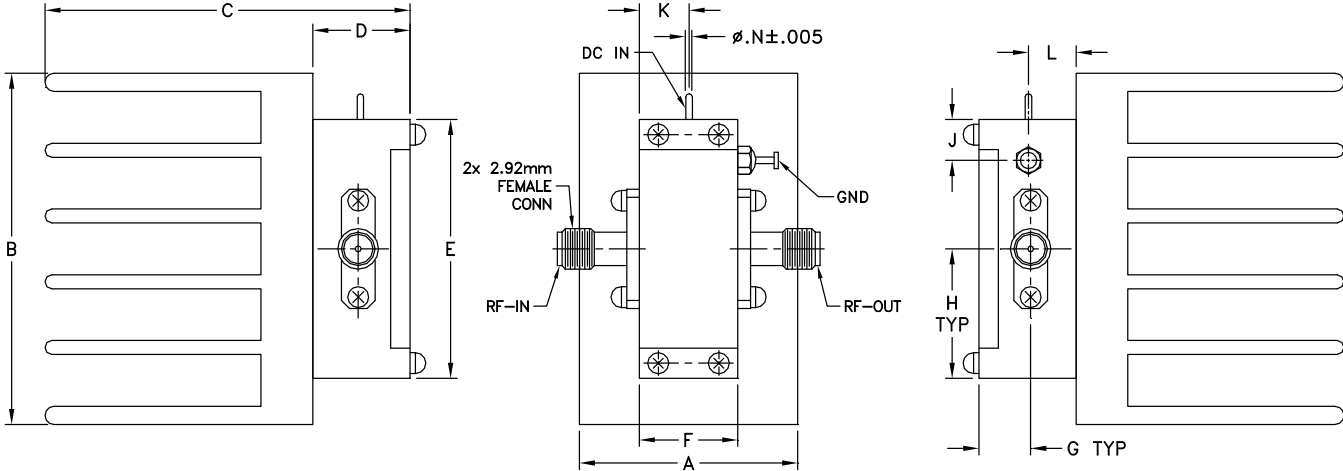


SUPER ULTRA

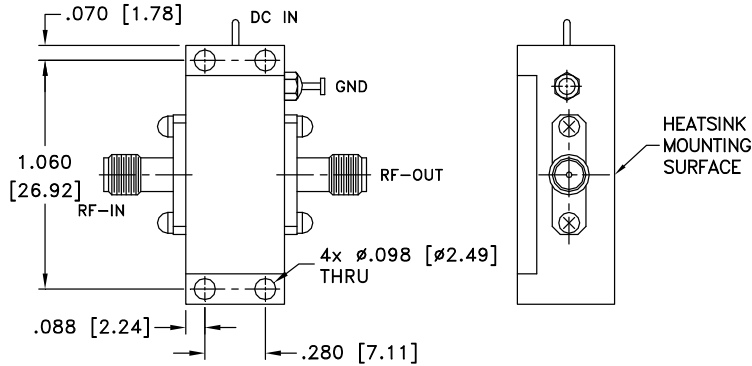
# Wideband Amplifier

# ZVE-373LN-K+ ZVE-373LNX-K+

## OUTLINE DRAWING FOR MODELS WITH HEATSINK (ZVE-373LN-K+)



## MOUNTING INFORMATION FOR MODELS WITHOUT HEATSINK (ZVE-373LNX-K+)



## OUTLINE DIMENSIONS (inch/mm)

A	B	C	D	E	F	G	H	J	K	L	M	N	wt
1.01	1.63	1.74	.45	1.20	.46	.24	.60	.19	.23	.27	-	.03	grams*
25.65	41.40	44.20	11.43	30.48	11.68	6.10	15.24	4.83	5.84	6.86	-	0.76	58

\*17 grams without heatsink





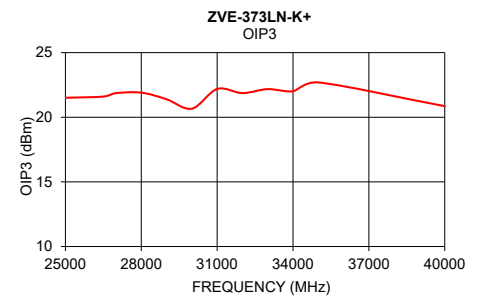
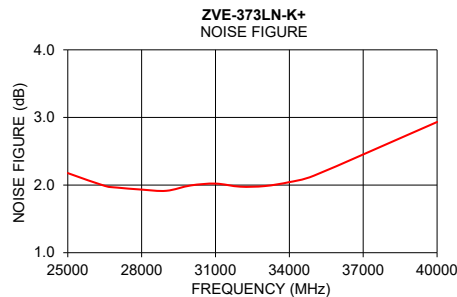
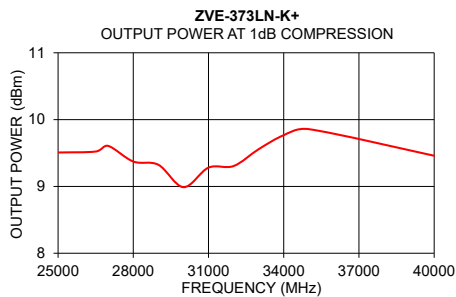
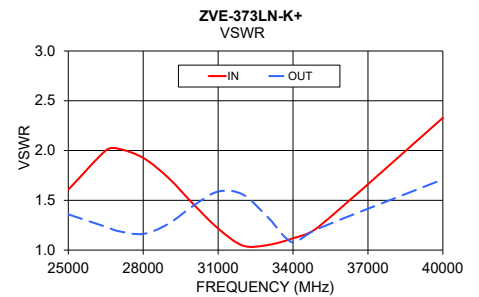
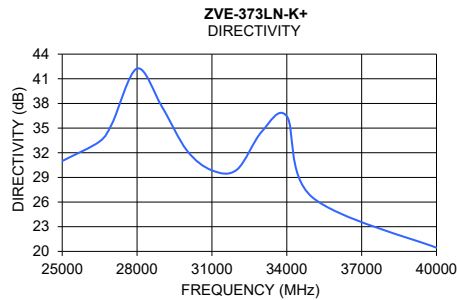
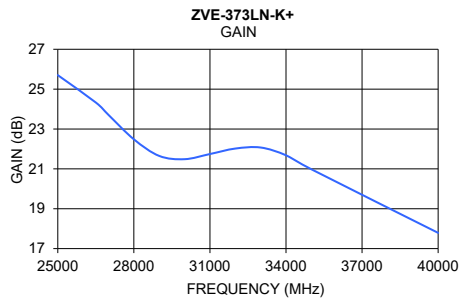
SUPER ULTRA

# Wideband Amplifier

# ZVE-373LN-K+ ZVE-373LNX-K+

## TYPICAL PERFORMANCE DATA/CURVES

Frequency (MHz)	Gain (dB)	Directivity (dB)	VSWR (:1)		Pout at 1 dB Compr. (dBm)	Noise Figure (dB)	OIP3 (dBm)
	12V	12V	IN	OUT	12V	12V	12V
25000	25.70	30.99	1.61	1.36	9.51	2.18	21.51
26500	24.33	33.38	2.00	1.23	9.52	1.99	21.60
27000	23.71	35.57	2.02	1.19	9.61	1.96	21.87
28000	22.48	42.25	1.93	1.16	9.37	1.93	21.90
29000	21.65	37.59	1.73	1.26	9.32	1.92	21.39
30000	21.49	32.27	1.46	1.44	8.99	1.99	20.66
31000	21.74	29.86	1.22	1.59	9.28	2.02	22.19
32000	22.02	29.94	1.04	1.56	9.30	1.98	21.87
33000	22.07	34.58	1.05	1.33	9.56	1.99	22.18
34000	21.68	36.44	1.12	1.08	9.77	2.04	22.01
35000	20.98	26.64	1.23	1.21	9.86	2.14	22.69
37000	19.83	20.34	1.49	1.44	9.76	2.36	20.86
40000	17.79	20.44	2.33	1.71	9.46	2.93	11.65



### NOTES

- A. Performance and quality attributes and conditions not expressly stated in this specification document are intended to be excluded and do not form a part of this specification document.
- B. Electrical specifications and performance data contained in this specification document are based on Mini-Circuit's applicable established test performance criteria and measurement instructions.
- C. The parts covered by this specification document are subject to Mini-Circuits standard limited warranty and terms and conditions (collectively, "Standard Terms"); Purchasers of this part are entitled to the rights and benefits contained therein. For a full statement of the standard. Terms and the exclusive rights and remedies thereunder, please visit Mini-Circuits' website at [www.minicircuits.com/MCLStore/terms.jsp](http://www.minicircuits.com/MCLStore/terms.jsp)

