

Coaxial

NON-CATALOG

High Power Amplifier

ZVE-3W-183X+

50Ω 3W 5.9 to 18 GHz



CASE STYLE: BN1327

The Big Deal

- Wideband 5.9 to 18 GHz
- Output Power, 3 Watts
- Gain, 35 dB

Product Overview

ZVE-3W-183X+ is a Class-A, four stage, unconditionally stable amplifier which includes built-in voltage regulation and reverse bias protection for added reliability in un-constrained environments. This model exhibits outstanding performance in system applications as well as being ruggedized to support the stress and abuse associated with lab test environments including the capability to withstand accidental open/short at the output over military vibration and shock levels.

Key Features

Feature	Advantages
Wide Bandwidth, 5.9 to 18 GHz (Usable over 5.5 to 18 GHz)	The broad bandwidth for the ZVE-3W-183X+ enables full coverage of major EW and Test bands in a single amplifier. This amplifier is ideal for broadband, high frequency EMI test applications or driving multiple modules from a single source.
Output power: 3W typ.	The ZVE-3W-183X+ amplifier is capable of delivering 3W CW output making it an ideal driver amplifier for very high power amplifiers such as TWT's or in supporting power handling tests of wide band components such as amplifiers, splitters etc.
Gain: 35 dB typ.	With high gain, the ZVE-3W-183X+ is ideal for use in test applications when used together with lab signal generators, enabling it to deliver full power without need of additional driver amplifiers. In system applications, the high gain reduces the number of amplifiers needed resulting in a reduction of mechanical footprint or performance degradation due to VSWR interaction of multiple coaxial components.
Low VSWR: Input 1:5:1 typ. Output: 1.2:1 typ.	Low VSWR minimizes interaction effects with adjacent components which can negatively affect the overall gain ripple over such wide bands.
Outstanding Gain Flatness: ±1.4 dB typ.	Covering a 3:1 bandwidth often results in gain flatness that may require additional circuits for slope compensation. The ZVE-3W-183X+ includes internal circuits to ensure tight flatness over the entire 5.9 to 18 GHz band making this amplifier ideal for use in a variety of critical applications.

Notes

- A. Performance and quality attributes and conditions not expressly stated in this specification document are intended to be excluded and do not form a part of this specification document.
 B. Electrical specifications and performance data contained in this specification document are based on Mini-Circuit's applicable established test performance criteria and measurement instructions.
 C. The parts covered by this specification document are subject to Mini-Circuits standard limited warranty and terms and conditions (collectively, "Standard Terms"); Purchasers of this part are entitled to the rights and benefits contained therein. For a full statement of the Standard Terms and the exclusive rights and remedies thereunder, please visit Mini-Circuits' website at www.minicircuits.com/MCLStore/terms.jsp



Coaxial

High Power Amplifier

ZVE-3W-183X+

50Ω 3W 5.9 to 18 GHz

Features

- High power, 3 Watt
- Wideband, 5.9 to 18 GHz
- High IP3, +44 dBm typ.
- High dynamic range
- High gain, 35dB typ. and good directivity, 35dB typ.
- Internal voltage regulated for 13 to 18VDC

Applications

- Radar
- Video and test instrumentation
- Booster amplifiers for lab test equipment



CASE STYLE: BN1327

Connectors	Model	Price	Qty.
SMA	ZVE-3W-183X+		Contact Sales Dept.

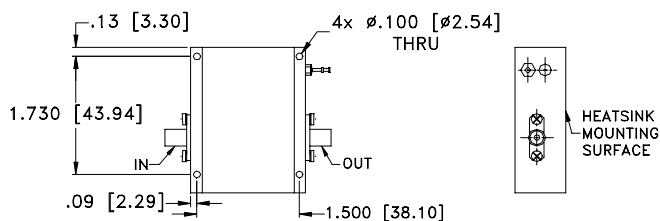
+RoHS Compliant
 The +Suffix identifies RoHS Compliance. See our web site for RoHS Compliance methodologies and qualifications

Electrical Specifications

Parameter	Condition (MHz)	Min.	Typ.	Max.	Units
Frequency Range		5900	—	18000	MHz
Gain	5900-18000	29	35	40	dB
Gain Flatness	5900-18000	—	±1.4	±2.0	dB
Output Power at 1dB compression	5900-18000	+31.5	+34	—	dBm
Saturated Output Power at 3dB compression	5900-18000	+32.5	+35	—	dBm
Noise Figure	5900-18000	—	5.5	—	dB
Output third order intercept point	5900-18000	—	+44	—	dBm
Input VSWR	5900-18000	—	1.5	2.0	:1
Output VSWR	5900-18000	—	1.2	2.0	:1
DC Supply Voltage		13	15	18	V
Supply Current ¹		—	1.3	2.2	A

1. Power Supply should be capable of delivering 3A at start-up.

Outline Drawing



Weight: 120 grams

Maximum Ratings²

Parameter	Ratings
Operating Base Plate Temperature ³	-40°C to 85°C
Storage Temperature	-55°C to 100°C
DC Voltage	18V
Input RF Power (no damage)	+20 dBm

2. Permanent damage may occur if any of these limits are exceeded.
3. Heat sink and fan not included. Alternative heat sinking and heat removal must be provided by the user to limit maximum base-plate temperature to 85°C, in order to ensure proper performance. For reference, this requires thermal resistance of user's external heat sink to be 0.38°C/W max.

Notes

- A. Performance and quality attributes and conditions not expressly stated in this specification document are intended to be excluded and do not form a part of this specification document.
- B. Electrical specifications and performance data contained in this specification document are based on Mini-Circuit's applicable established test performance criteria and measurement instructions.
- C. The parts covered by this specification document are subject to Mini-Circuits standard limited warranty and terms and conditions (collectively, "Standard Terms"); Purchasers of this part are entitled to the rights and benefits contained therein. For a full statement of the Standard Terms and the exclusive rights and remedies thereunder, please visit Mini-Circuits' website at www.minicircuits.com/MCLStore/terms.jsp

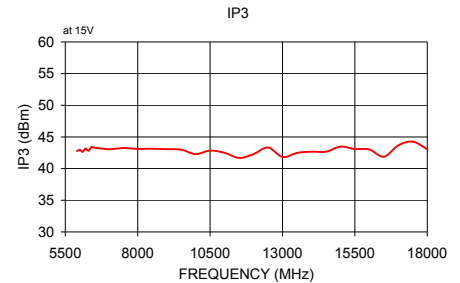
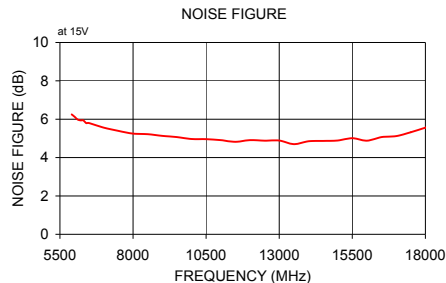
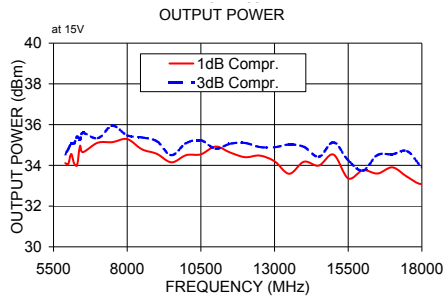
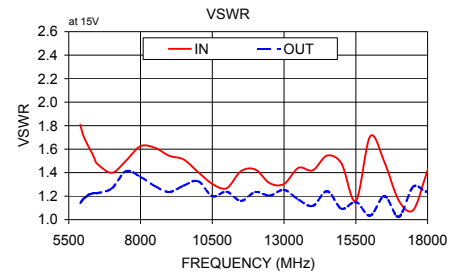
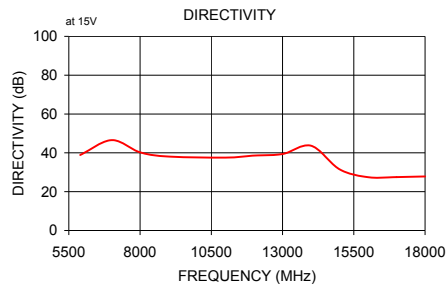
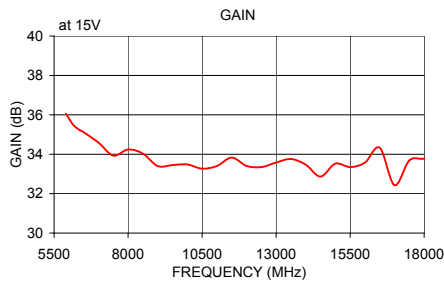


NON-CATALOG

Typical Performance Data/Curves

ZVE-3W-183X+

FREQUENCY (MHz)	GAIN (dB)	VSWR (:1)		NOISE FIGURE (dB)	POUT at 1 dB COMPR. (dBm)	IP3 (dBm)
	15V	IN	OUT			
5900.00	36.06	1.81	1.14	6.25	34.11	42.77
7000.00	34.59	1.40	1.27	5.56	35.11	43.06
8000.00	34.24	1.63	1.36	5.25	35.29	43.11
9000.00	33.40	1.54	1.24	5.13	34.57	43.07
11000.00	33.40	1.27	1.24	4.91	34.92	42.49
12000.00	33.41	1.43	1.24	4.91	34.40	42.29
13000.00	33.58	1.30	1.25	4.89	34.20	41.83
14000.00	33.47	1.42	1.12	4.85	34.18	42.67
15000.00	33.52	1.48	1.09	4.89	34.53	43.47
16000.00	33.58	1.71	1.03	4.88	33.76	43.02
17000.00	32.43	1.16	1.02	5.12	33.90	43.67
18000.00	33.78	1.42	1.24	5.56	33.08	43.06



Notes

- Performance and quality attributes and conditions not expressly stated in this specification document are intended to be excluded and do not form a part of this specification document.
- Electrical specifications and performance data contained in this specification document are based on Mini-Circuit's applicable established test performance criteria and measurement instructions.
- The parts covered by this specification document are subject to Mini-Circuits standard limited warranty and terms and conditions (collectively, "Standard Terms"); Purchasers of this part are entitled to the rights and benefits contained therein. For a full statement of the Standard Terms and the exclusive rights and remedies thereunder, please visit Mini-Circuits' website at www.minicircuits.com/MCLStore/terms.jsp

