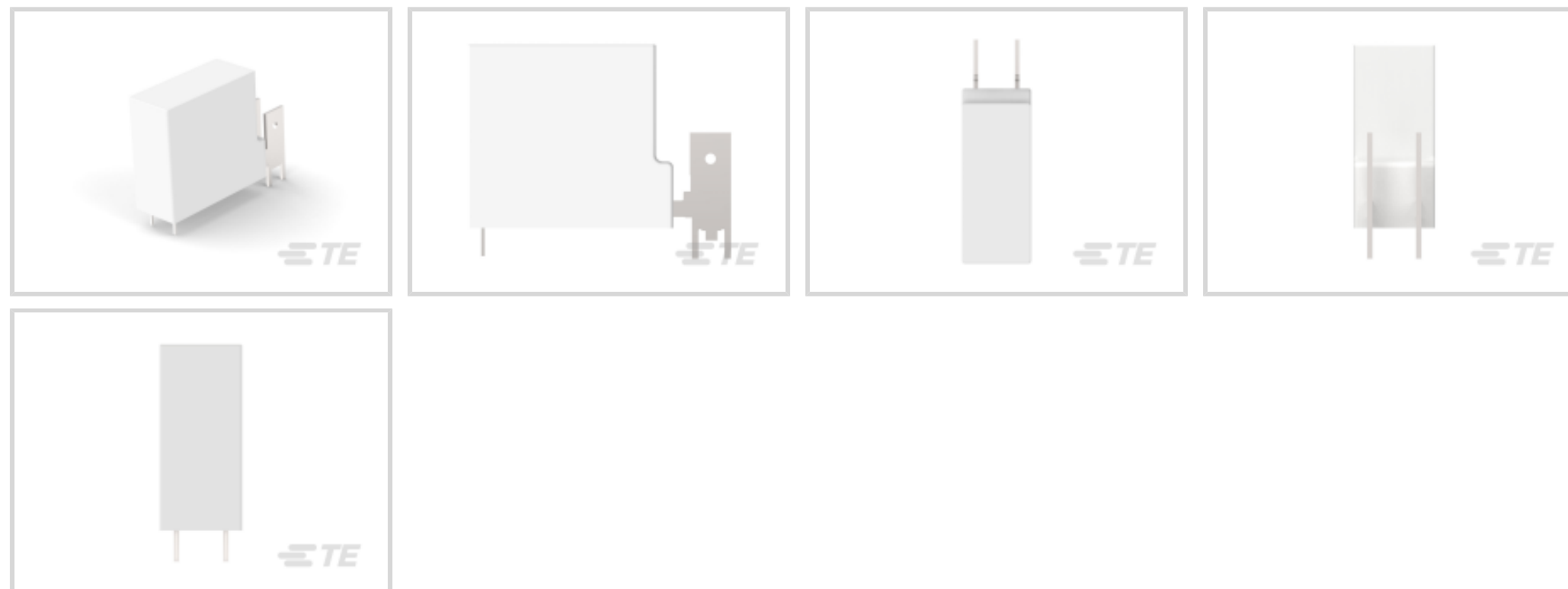




Relays, Contactors & Switches > Relays > Power Relays



Power Relay Type: **Standard**

Coil Magnetic System: **Monostable, DC**

Coil Power Rating DC: **360 mW**

Coil Resistance: **1600 Ω**

Coil Special Features: **UL Coil Insulation Class F**

Features

Product Type Features

Power Relay Type	Standard
------------------	----------

Electrical Characteristics

Insulation Initial Dielectric Between Coil & Contact Class	3500 – 4000 V, 4000 V, 4000 – 5000 V
Insulation Initial Dielectric Between Open Contacts	2000 Vrms
Contact Limiting Making Current	20 A
Contact Limiting Continuous Current	16 A
Insulation Creepage Class	5.5 – 8 mm
Coil Power Rating Class	300 – 400 mW
Insulation Initial Dielectric Between Contacts & Coil	4000 Vrms
Insulation Creepage Between Contact & Coil	8 mm [.315 in]
Contact Limiting Breaking Current	16 A
Coil Magnetic System	Monostable, DC
Coil Power Rating DC	360 mW
Coil Resistance	1600 Ω



Coil Special Features	UL Coil Insulation Class F
Coil Voltage Rating	24 VDC
Contact Switching Voltage (Max)	300 VDC
Contact Voltage Rating	250 VAC

Body Features

Insulation Special Features	8000V Initial Surge Withstand Voltage between Contacts & Coil, Tracking Index of Relay Base PTI250
Product Weight	24 g[.847 oz]

Contact Features

Contact Special Features	3mm Contact Gap, Bridging Contacts
Contact Arrangement	1 Form X (NO, Bridging)
Contact Current Class	10 – 20 A, 16 A
Contact Current Rating (Max)	16 A
Contact Material	AgNi
Contact Number of Poles	1
Relay Terminal Type	PCB-THT, Quick Connect

Mechanical Attachment

Relay Mounting Type	Printed Circuit Board
---------------------	-----------------------

Dimensions

Length Class (Mechanical)	40 – 50 mm
Insulation Clearance Class	5 – 8 mm
Height Class (Mechanical)	25 – 30 mm
Insulation Clearance Between Contact & Coil	8 mm[.315 in]
Width Class (Mechanical)	12 – 16 mm
Product Width	12.5 mm[.492 in]
Product Length	40.5 mm[1.594 in]
Product Height	28.5 mm[1.122 in]

Usage Conditions

Environmental Ambient Temperature Class	-20 – 85 °C
Environmental Ambient Temperature (Max)	85 °C[185 °F]

Packaging Features

Packaging Method	Tray
------------------	------

Product Compliance


[For compliance documentation, visit the product page on TE.com>](#)

EU RoHS Directive 2011/65/EU	Compliant
EU ELV Directive 2000/53/EC	Compliant
China RoHS 2 Directive MIIT Order No 32, 2016	No Restricted Materials Above Threshold
EU REACH Regulation (EC) No. 1907/2006	Current ECHA Candidate List: JAN 2023 (233) Candidate List Declared Against: JUL 2021 (219) Does not contain REACH SVHC
Halogen Content	Not Low Halogen - contains Br or Cl > 900 ppm.
Solder Process Capability	Wave solder capable to 265°C

Product Compliance Disclaimer

This information is provided based on reasonable inquiry of our suppliers and represents our current actual knowledge based on the information they provided. This information is subject to change. The part numbers that TE has identified as EU RoHS compliant have a maximum concentration of 0.1% by weight in homogenous materials for lead, hexavalent chromium, mercury, PBB, PBDE, DBP, BBP, DEHP, DIBP, and 0.01% for cadmium, or qualify for an exemption to these limits as defined in the Annexes of Directive 2011/65/EU (RoHS2). Finished electrical and electronic equipment products will be CE marked as required by Directive 2011/65/EU. Components may not be CE marked. Additionally, the part numbers that TE has identified as EU ELV compliant have a maximum concentration of 0.1% by weight in homogenous materials for lead, hexavalent chromium, and mercury, and 0.01% for cadmium, or qualify for an exemption to these limits as defined in the Annexes of Directive 2000/53/EC (ELV). Regarding the REACH Regulation, the information TE provides on SVHC in articles for this part number is based on the latest European Chemicals Agency (ECHA) 'Guidance on requirements for substances in articles' posted at this URL: <https://echa.europa.eu/guidance-documents/guidance-on-reach>

Compatible Parts


 <p>TE Part # 8-1415536-7 0410 83 050 001WG</p>	 <p>TE Part # 6-1415536-4 0410 63 042 005WG</p>	 <p>TE Part # 6-1415536-7 0410 63 046 005WG</p>	 <p>TE Part # 9-1415535-3 0410 63 050 005WG</p>
--	---	--	--

Also in the Series | **SCHRACK 41083**



Power Relays(2)

Customers Also Bought

TE Part #1-5103311-0
A/L LOW PRO HDR 50P RA BLACKTE Part #3-794636-4
04P MICRO MNL ASSY,VRT,SMT,LFTE Part #1-2176089-9
RP 1J 0.166W 16K9 0.1% 25PPM 1K RLTE Part #4-1956171-2
RY533060RTE Part #3-1768017-3
EET-0517PY-9TE Part #6-1768018-3
EET-1938P-9

Documents

CAD Files

3D PDF

3D

Customer View Model

[ENG_CVM_CVM_8-1415536-6_B.2d_dxf.zip](#)

English

Customer View Model

[ENG_CVM_CVM_8-1415536-6_B.3d_igs.zip](#)

English

Customer View Model

[ENG_CVM_CVM_8-1415536-6_B.3d_stp.zip](#)

English

By downloading the CAD file I accept and agree to the [Terms and Conditions](#) of use.

Datasheets & Catalog Pages

Power Relay 41083 3mm

English



Product Specifications

Definitions General Purpose Relays

English

Agency Approvals

VDE Certificate

English