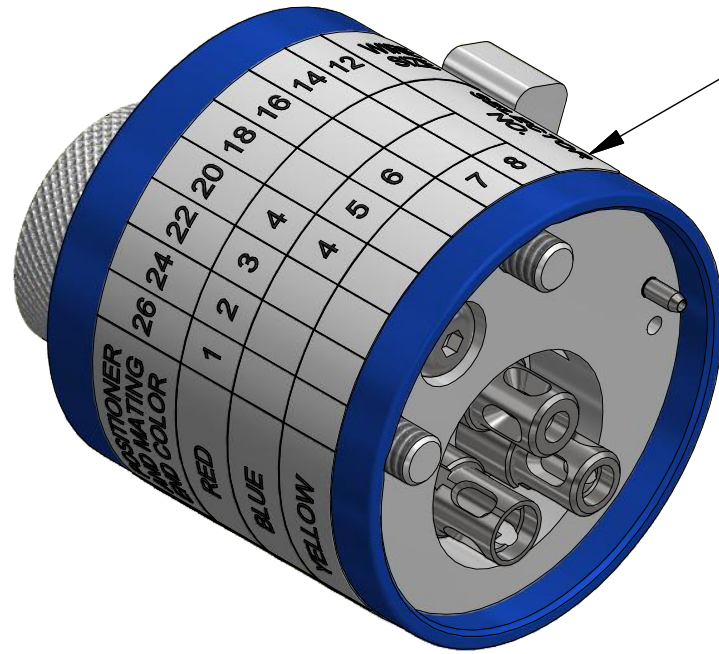


REVISIONS


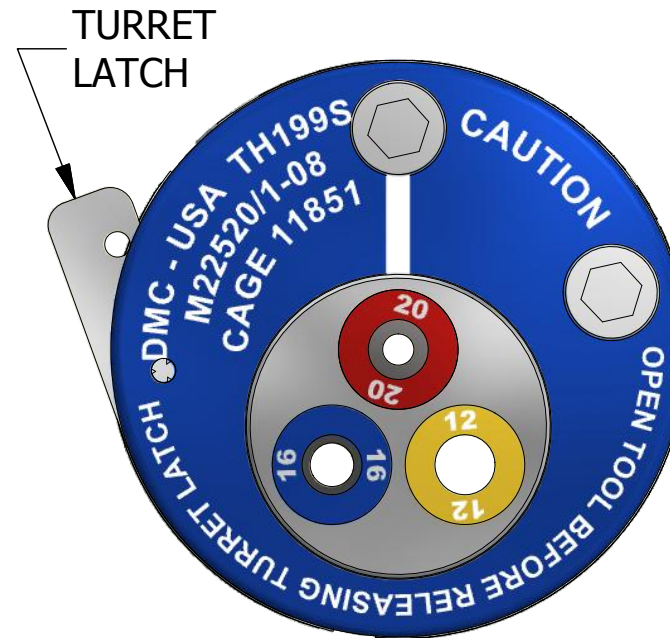
REV	ECO NO.	DESCRIPTION	BY	DATE	APP'D BY	DATE
1		ORIGINAL RELEASE	JMC	7/23/2003	JWJ	7/23/2003
2	23573	UPDATED & REDRAWN	TonyD	3/1/2015		



DATAPLATE

MS3343 (A&B) MS90460 (A&B) MS90461 (A&B)	POSITIONER AND MATING END COLOR	26	24	22	20	18	16	14	12	WIRE SIZE	SELECTOR NO.
-20-20	RED	1	2	3	4						
-16-16	BLUE				4	5	6				
-12-12	YELLOW							7	8		

**UNCONTROLLED DOCUMENT  
WILL NOT BE UPDATED**  
DIMENSIONS IN INCHES - UNLESS OTHERWISE SPECIFIED



INSERT COLOR	HOLE DIMENSIONS	ADDITIONAL FEATURES
RED	∅.082 ∇THRU	└┐∅.1040 ∇.062
BLUE	∅.114 ∇THRU	└┐∅.134 ∇.054
YELLOW	∅.163 ∇.THRU	└┐∅.191 ∇.056

**RESTRICTED & CONFIDENTIAL**  
CONFIDENTIAL PROPERTY OF DANIELS MANUFACTURING CORP. NOT TO BE DISCLOSED TO OTHERS. REPRODUCTION OR USED FOR ANY OTHER PURPOSE EXCEPT AS AUTHORIZED IN WRITING BY DANIELS MANUFACTURING. MUST BE RETURNED TO DANIELS MANUFACTURING CORP. ON COMPLETION OF ORDER OR PURPOSES FOR WHICH LENT.  
CREATED FROM AN INVENTOR MODEL.  
CHANGES MUST BE REFLECTED IN THE 3D PART  
DO NOT SCALE DRAWING

MATERIAL	ITEM	PART NO.	QTY.	DESCRIPTION / REMARKS
N/A	DRN. JMC CHK'D.	DATE 7/23/2003 DATE		DANIELS MANUFACTURING CORP. ORLANDO, FLORIDA CAGE 11851
HEAT TREAT N/A	NOTE: THIS DRAWING IS AN OUTLINE DRAWING OF THE RESPECTIVE DMC PART NUMBER INDICATED. ACTUAL DMC PART NUMBER IS CAD PART NUMBER WITHOUT THE "-ENV" SUFFIX		TITLE TURRET HEAD (M22520/1-08) ENVELOPE DRAWING WHERE USED: AF8	
FINISH N/A	SIZE B	SCALE 2 : 1	CAD P/N TH199S-ENV	SHEET 1 OF 1 REV. 2
				DWG. NO. TH199S