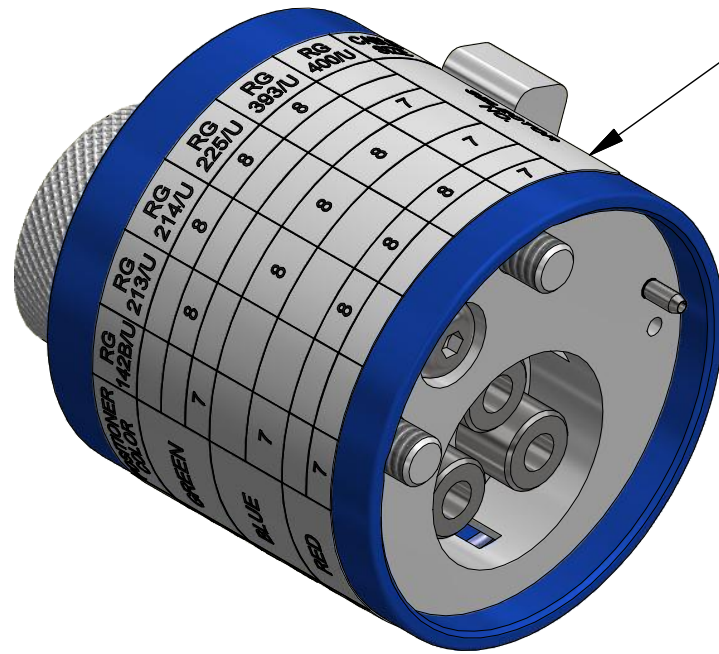


REVISIONS

REV	ECO NO.	DESCRIPTION	BY	DATE	APP'D BY	DATE
1		ORIGINAL RELEASE	JWS	3/25/1986	TS	3/25/1986
2	23573	UPDATED & REDRAWN	TonyD	3/24/2015		



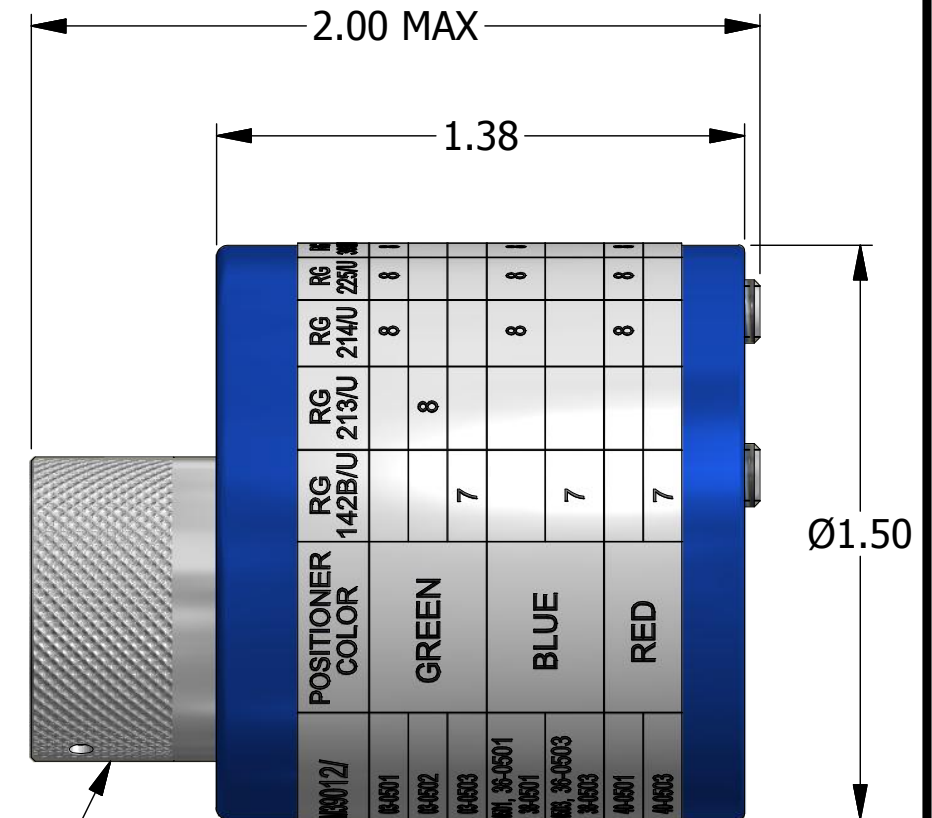
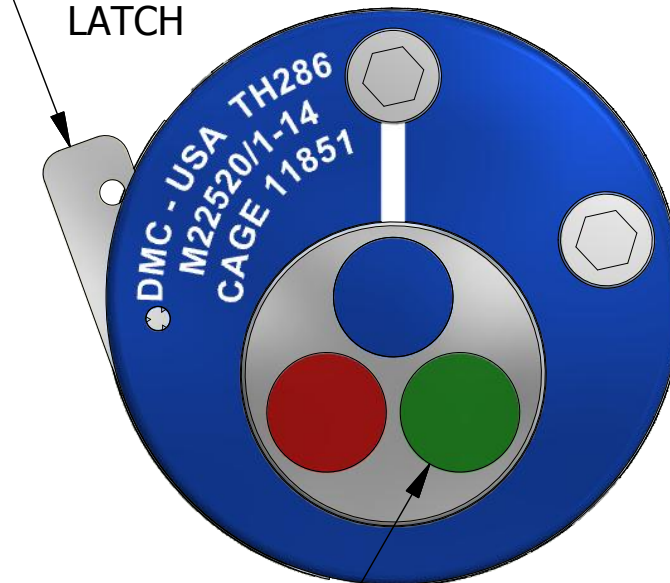
DATAPLATE

M39012/	POSITIONER COLOR	RG 142B/U	RG 213/U	RG 214/U	RG 225/U	RG 393/U	RG 400/U	CABLE SIZE
03-0501	GREEN			8	8	8		SELECTOR NO.
03-0502			8					
03-0503		7					7	
35-0501, 36-0501 38-0501	BLUE			8	8	8		
35-0503, 36-0503 38-0503		7				7		
40-0501				8	8	8		
40-0503	RED	7					7	

**UNCONTROLLED DOCUMENT
WILL NOT BE UPDATED**
DIMENSIONS IN INCHES - UNLESS OTHERWISE SPECIFIED



TURRET LATCH



TURRET

RANDOM ORDER OF ROTATION IS ACCEPTABLE FOR POSITIONER INSERTS

INSERT COLOR	HOLE DIMENSIONS	ADDITIONAL FEATURES
BLUE	Ø.096 ▽.686	└┐Ø.125 ▽.472
RED	Ø.125 ▽.892	
GREEN	Ø.125 ▽.779	

RESTRICTED & CONFIDENTIAL
CONFIDENTIAL PROPERTY OF DANIELS MANUFACTURING CORP. NOT TO BE DISCLOSED TO OTHERS. REPRODUCTION OR USED FOR ANY OTHER PURPOSE EXCEPT AS AUTHORIZED IN WRITING BY DANIELS MANUFACTURING. MUST BE RETURNED TO DANIELS MANUFACTURING CORP. ON COMPLETION OF ORDER OR PURPOSES FOR WHICH LENT.
CREATED FROM AN INVENTOR MODEL. CHANGES MUST BE REFLECTED IN THE 3D PART
DO NOT SCALE DRAWING

MATERIAL	ITEM	PART NO.	QTY.	DESCRIPTION / REMARKS
N/A	JWS			DANIELS MANUFACTURING CORP. ORLANDO, FLORIDA CAGE 11851
N/A				NOTE: THIS DRAWING IS AN OUTLINE DRAWING OF THE RESPECTIVE DMC PART NUMBER INDICATED. ACTUAL DMC PART NUMBER IS CAD PART NUMBER WITHOUT THE "-ENV" SUFFIX
N/A				TURRET HEAD (M22520/1-14) ENVELOPE DRAWING
				WHERE USED: AF8
				SIZE: B SCALE: 2:1 CAD P/N: TH286-ENV SHEET: 1 OF 1
				DWG. NO. TH286 REV. 2