


Shielded Power Inductors – XFL501x



- High current and very low DCR
- Soft saturation

Environmental RoHS compliant, halogen free

Terminations RoHS compliant tin-silver over copper. Other terminations available at additional cost.

Core material Composite

Core and winding loss See www.coilcraft.com/coreloss

Weight 0.185 – 0.200 g

Operating voltage 0 – 20 V

Ambient temperature –40°C to +125°C with (40°C rise) Irms current.

Maximum part temperature +165°C (ambient + temp rise). [Derating](#).

Storage temperature Component: –55°C to +165°C.

Tape and reel packaging: –55°C to +80°C

Resistance to soldering heat Max three 40 second reflows at +260°C, parts cooled to room temperature between cycles

Moisture Sensitivity Level (MSL) 1 (unlimited floor life at <30°C / 85% relative humidity)

Failures in Time (FIT) / Mean Time Between Failures (MTBF)

0.48 per billion hours / 2.08E+09 hours, calculated per Telcordia SR-332

PCB washing Tested to MIL-STD-202 Method 215 plus an additional aqueous wash. See [Doc787_PCB_Washing.pdf](#).

Part number ¹	Inductance ² ±20% (µH)	DCR (mOhms) ³		SRF typ ⁴ (MHz)	Isat (A) ⁵			Irms (A) ⁶	
		typ	max		10% drop	20% drop	30% drop	20°C rise	40°C rise
XFL5015-221ME_	0.22	4.20	4.83	155	9.3	12.3	13.3	11.6	16.2
XFL5015-421ME_	0.42	6.25	7.19	92	6.3	9.3	10.1	9.8	12.7
XFL5015-681ME_	0.68	8.25	9.40	70	4.6	7.7	8.5	8.3	11.3
XFL5015-122ME_	1.2	15.1	16.6	51	3.7	4.9	6.1	6.4	9.2
XFL5015-152ME_	1.5	18.3	20.1	48	3.1	4.8	5.8	5.8	8.0
XFL5018-222ME_	2.2	21.3	24.5	48	2.6	4.0	4.5	6.5	9.2
XFL5018-332ME_	3.3	32.0	37.0	32	2.1	3.1	3.4	6.0	8.0

1. When ordering, please specify **termination** and **packaging** codes:

XFL5015-152ME**C**

Termination: **E** = RoHS compliant tin-silver over copper.

Special order: **T** = RoHS tin-silver-copper (95.5/4/0.5) or **S** = non-RoHS tin-lead (63/37).

Packaging: **C** = 7" machine-ready reel. EIA-481 embossed plastic tape (1000 parts per full reel).

Quantities less than full reel available: in tape (not machine ready) or with leader and trailer (\$25 charge).

D = 13" machine-ready reel. EIA-481 embossed plastic tape. Factory order only, not stocked (XFL5015: 4000 parts per full reel, XFL5018: 3500 parts per full reel).

2. Inductance tested at 1 MHz, 0.1 Vrms, 0 Adc.

3. DCR measured on a micro-ohmmeter.

4. SRF measured using Agilent/HP 4395A or equivalent.

5. DC current at 25°C that causes an inductance drop of 30% (typ) from its value without current.

[Click for temperature derating information.](#)

6. Current that causes the specified temperature rise from 25°C ambient. This information is for reference only and does not represent absolute maximum ratings. [Click for temperature derating information.](#)

7. Electrical specifications at 25°C.

Refer to Doc 362 "Soldering Surface Mount Components" before soldering.

Irms Testing

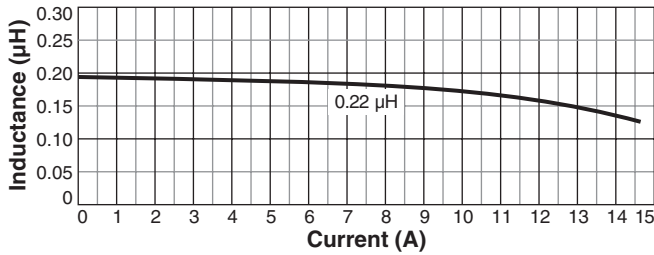
Irms testing was performed on 0.75 inch wide x 0.25 inch thick copper traces in still air.

Temperature rise is highly dependent on many factors including pcb land pattern, trace size, and proximity to other components. Therefore temperature rise should be verified in application conditions.

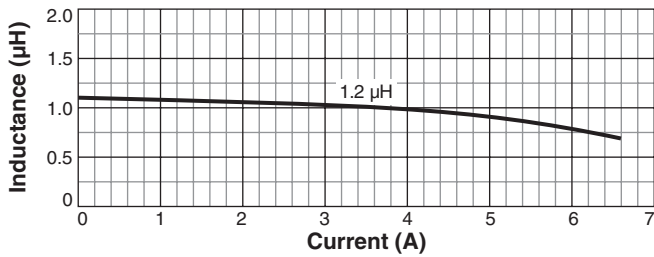
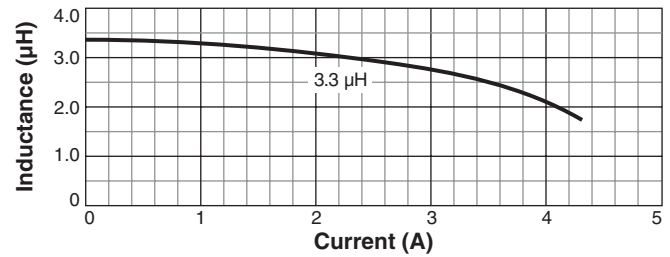
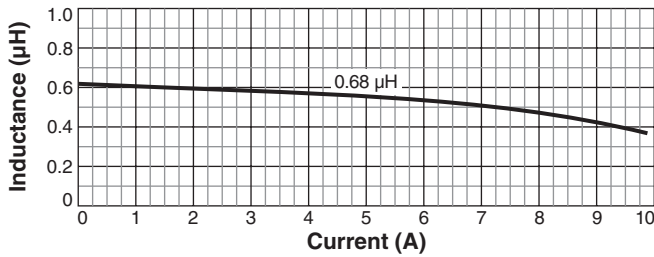
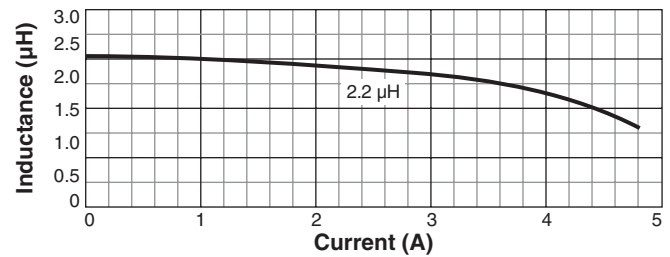
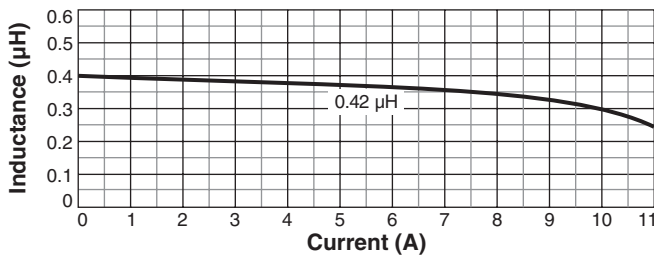
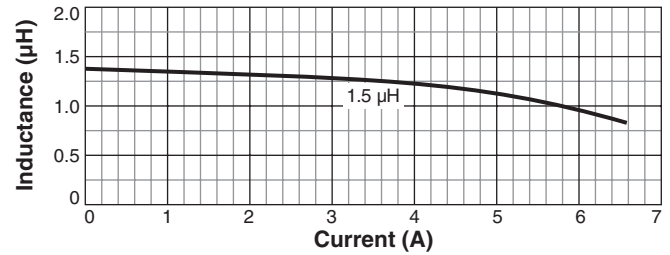


Shielded Power Inductors – XFL5015, XFL5018

L vs Current



L vs Current



US +1-847-639-6400 sales@coilcraft.com
UK +44-1236-730595 sales@coilcraft-europe.com
Taiwan +886-2-2264 3646 sales@coilcraft.com.tw
China +86-21-6218 8074 sales@coilcraft.com.cn
Singapore + 65-6484 8412 sales@coilcraft.com.sg

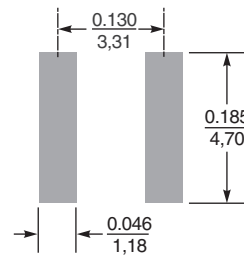
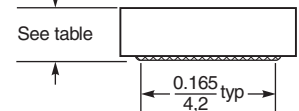
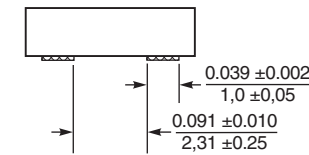
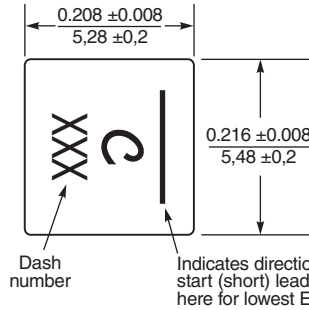
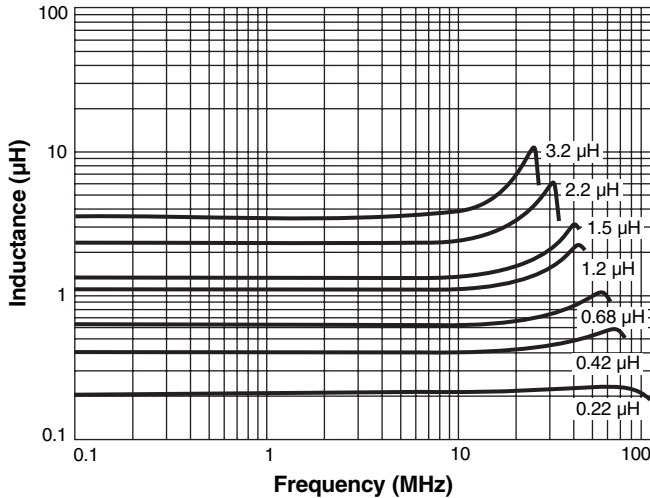
Document 987-2 Revised 04/15/21
 © Coilcraft Inc. 2021
 This product may not be used in medical or high risk applications without prior Coilcraft approval. Specification subject to change without notice. Please check web site for latest information.



Shielded Power Inductors – XFL5015, XFL5018



L vs Frequency



Recommended Land Pattern

Dimensions are in $\frac{\text{inches}}{\text{mm}}$

Dash number	Height* max (in / mm)
-221	0.059 / 1.50
-421	0.059 / 1.50
-681	0.059 / 1.50
-122	0.059 / 1.50
-152	0.059 / 1.50
-222	0.071 / 1.80
-332	0.071 / 1.80

* For optional tin-lead and tin-silver-copper terminations, dimensions are for the mounted part. Dimensions before mounting can be an additional 0.005 inch / 0.13 mm.

Packaging

XFL5015: 1000/7" reel; 4000/13" reel Plastic tape: 12 mm wide, 0.20 mm thick, 8 mm pocket spacing, 1.65 mm pocket depth
XFL5018: 1000/7" reel; 3500/13" reel Plastic tape: 12 mm wide, 0.20 mm thick, 8 mm pocket spacing, 2.16 mm pocket depth



US +1-847-639-6400 sales@coilcraft.com
UK +44-1236-730595 sales@coilcraft-europe.com
Taiwan +886-2-2264 3646 sales@coilcraft.com.tw
China +86-21-6218 8074 sales@coilcraft.com.cn
Singapore + 65-6484 8412 sales@coilcraft.com.sg